



KING JAMES'S SCHOOL
KNARESBOROUGH

Year 11 GCSE *'Pathway to Success'*

2021-2022



Introduction

Pathway to Success

At KJS we believe that success in exams is a team effort which involves you, the school and your child, all working together for the same end goal. Over the coming months we aim to provide you with various sources of relevant communication that will equip you to support and encourage your son/daughter with their studies on their 'pathway to success'. In your role at home, you are not expected to fully understand the details of the exam system or be an expert in any of the subjects but this document lays out key information, hints and tips - subject by subject - that should provide you with an insight into what is expected in each of the subjects your child is studying.

Every teacher that stands in front of your child whether it is in form time, a lesson, an assembly or a revision session will want the very best for them. Because of this, the support comes in many different guises. We hope this booklet will signpost how your child can be supported in specific subjects as well as outside of lesson time.

Please note that the communication and support will continue throughout the year. Further communication from individual subject teachers and departments with specific resources they've produced and/or support sessions they are running in the Spring/Summer term will be communicated to you via email in due course. Our Instagram page 'year11_kjs2021' will also keep students up to date of this.

Full official exam timetables will be issued to each student for the Mock exams in January 2022 and the Summer exams in May 2022.

Finally, students can be motivated to do well in their GCSE's in a variety of ways and those with a strong reason for wanting to do well generally find it easier to get down to study – your interest, support and encouragement can play a key role in helping your child to establish and maintain their motivation.

Thank you for your involvement to date and rest assured that with a consistent, cohesive approach we will guide Year 11's along the 'pathway to success' that they deserve.

Mr Wilson, Mrs Mee & The Year 11 Team!



Introduction	2
Contents	3
Art & Design: Fine Art	
Art & Design: Photography	4
Business Studies	5
Combined Science	6
Computer Science	7
Drama	8
Economics	9
English Language	10
English Literature	11
Ethics, Religion and Life	12
Food Preparation & Nutrition	13
Geography	14
History	15
Hospitality & Catering	16
I-Media	17
IT	18
Languages French German	19
Mathematics	20
Music	21
Performing Arts	22
PE	23
Product Design	24
Product Design – 3D	25
Textile Design	26
Triple Science	27



Art & Design: Fine Art

Art & Design: Photography

Edexcel

Details of exams to be taken in this subject:	This year, all evidence from sketchbook work and final pieces in Year 10 and Year 11 will form the final grade for the students.
Where can I get copies of practice papers from? (websites etc.)	n/a
What are the best ways to revise for this subject?	This subject requires you to produce a sketchbook of preparation and final pieces based upon the given theme of each project. It's important to note that this is the revision and there is no formal questions to revise for. This year, all evidence from sketchbook work and final pieces in Year 10 and Year 11 will form the final grade for the students.
What online and electronic resources might help with revision?	GCSE ART students have access to online resources as well. Itslearning. Showbie has exemplar books, exam preparation schedules and annotation support. Pinterest is a visual pin board where all the topics we study for the exam and coursework are represented.
What other revision resources can I get?	Exemplar books in the department are always on hand to look through and also online via Showbie.
When are (will there be) revision sessions on for this subject?	Art has an open door policy for students to work in Art rooms every week at lunch all year.
Top tips...	Think about your strengths in terms of genre and then media. For example if my teachers and I think I am good at portraiture and colour work, I would then use this as a way to tackle the exam theme. Follow the preparation schedule/list- it is designed to ensure you meet the assessment objectives and therefore do a good exam. Our students regularly achieve over 80% 9-4 and that is because they stick to the preparation lists and hand the right amount of work at the end.



<p>Details of exams to be taken in this subject:</p>	<p>Paper 1 Business 1: Business activity, marketing and people</p> <p>Paper 2 Business 2: Operations, finance and influences on business</p>
<p>Where can I get copies of practice papers from? (websites etc.)</p>	<p>Past exam papers are available on the OCR website or its learning:</p> <p>OCR website www.ocr.org.uk/qualifications/gcse/business-j204-from-2017/assessment/</p>  <p>ItsLearning - go to GCSE Business KS4 – exam papers</p>
<p>What are the best ways to revise for this subject?</p>	<ul style="list-style-type: none"> • Use your GCSE Business e-book to revise and learn all the key terms and definitions • Revise exam technique and timings for each exam question • Complete past exam paper questions every week
<p>What online and electronic resources might help with revision?</p>	<p>GCSE Business e-book (students have a log-in) Specific websites for revision: www.tutor2u.net www.bbc.co.uk/bitesize/examspecs/zhrphbk www.senecalearning.com</p> 
<p>What other revision resources can I get?</p>	<p>Speak to your teacher or visit the Business Studies office in the Sixth Form if you need further resources to help.</p>
<p>When are (will there be) revision sessions on for this subject?</p>	<p>Revision sessions will begin after Christmas. These will be at lunchtime in S11 every Wednesday.</p>
<p>Top tips...</p>	<ul style="list-style-type: none"> • Know what knowledge, skills and understanding are being tested by each exam paper • Develop a strong understanding of the command words in exam questions. State, explain, analyse, evaluate (if you are unsure, speak to your teacher). • Practice exam technique – learn about key words and time management during the exam • Revise now – it makes a massive difference to your performance. • Watch the news – keep up to date with recent business and economic news events. • Practice exam questions – the real ones will be very similar to those on past papers.



Combined Science (Trilogy)

AQA

Details of exams to be taken in this subject:	There are six papers: two biology, two chemistry and two physics. Each of the papers will assess knowledge and understanding from distinct topic areas. All are 1hr 15mins. The papers combine to give a double GCSE grade. B1 C1 P1 B2 C2 P2
Where can I get copies of practice papers from? (websites etc.)	https://www.aqa.org.uk/subjects/science/gcse/combined-science-trilogy-8464/assessment-resources These can also be downloaded from Doodle.
What are the best ways to revise for this subject?	Use the revision schedule provided by the Science department. It is on the year 11 ItsLearning page and also on Doodle. Complete the practice papers and mark them. Learn the equations needed for the Physics exams
What online and electronic resources might help with revision?	https://www.youtube.com/results?search_query=freesciencelessons kerboodle.com https://www.bbc.com/bitesize/examspecs/z8r997h
What other revision resources can I get?	Oxford revision guides and workbooks can be purchased through school or are available to buy online.
When are (will there be) revision sessions on for this subject?	Revision sessions will be held after school, beginning in the Easter term.
Top tips...	Learn the key words and their meanings as a priority as you will need to use them in your answers. Revise little and often.



Details of exams to be taken in this subject:	<p>J277/1 Computer systems 1 hour 30 mins</p> <p>J277/2 Computational thinking, algorithms and programming 1 hour 30 mins</p>
Where can I get copies of practice papers from? (websites etc)	Practice papers can be accessed via your class on Showbie, www.showbie.com
What are the best ways to revise for this subject?	<p>You will be given a revision checklist – use this to ensure you have covered all the topics.</p> <p>Topic revision booklets will be provided to support your revision at home.</p> <p>Know what topics will be covered on the two exams (only algorithm questions can appear in both)</p> <p>Use the OCR pseudocode guide to know how to write algorithms</p> <p>Here are some suggestions that will prepare you well in the exams:</p> <ul style="list-style-type: none"> • Be able to describe how different sorting and searching algorithms work • Learn your logic gate truth tables • Use the 8bit table to help work out binary • Practice LOR long answer questions • Know your computing legalisation • Be able to define decomposition and abstraction
What online and electronic resources might help with revision?	<p>Useful revision resources can be accessed via the class on Showbie.</p> <p>We recommend:</p> <p>eRvision.uk www.showbie.com www.edpuzzle.com GCSE Bitesize Computer Science CraignDave videos on YouTube www.cambridgegcsecomputing.org Quizlet.com diagnosticquestions.com getrevising.co.uk</p>
What other revision resources can I get?	GCSE computer science revision guides are available. Please ask your Computer Science teacher.
When are (will there be) revision sessions on for this subject?	Wednesday lunchtimes in L2 (invite only) in the coming weeks.
Top tips...	<p>Practice Papers and model answers</p> <p>Flash Cards</p> <p>5 min mind mapping challenge on a topic without looking at your notes. After 5 mins check your answers and fill in any gaps.</p> <p>Find a revision buddy – someone who will motivate you and ask you challenging questions.</p>



Computer Science GCSE (continued)



Content Overview	Assessment Overview	
<p>Computer systems</p> <ul style="list-style-type: none"> • Systems Architecture • Memory & Storage • Wired and wireless networks • Computer networks, connections and protocols • Network security • System software • Ethical, legal, cultural and environmental concerns 	<p>Computer systems (01) 80 marks 1 hour and 30 minutes Written paper (no calculators allowed)</p>	<p>50% of total GCSE</p>
<p>Computational thinking, algorithms and programming</p> <ul style="list-style-type: none"> • Algorithms • Programming techniques • Producing robust programs • Boolean Logic • Programming languages and Integrated Development Environments 	<p>Computational thinking, algorithms and programming (02) 80 marks 1 hour and 30 minutes Written paper (no calculators allowed)</p>	<p>50% of total GCSE</p>
<p>Practical Programming</p> <p>All students must be given the opportunity to undertake a programming task(s), either to a specification or to solve a problem (or problems), during their course of study.</p> <p>Students may draw on some of the content in both components when engaged in Practical Programming.</p>		

<p>Details of exams to be taken in this subject:</p>	<p>COMPONENT 1: Understanding Drama. Section A, B & C. 1hr 45mins. Open book. 40% of your GCSE.</p> <p>COMPONENT 2: Devising Drama. Devised performance and completion of a devised log submitted during November 2021. 30% of your GCSE.</p> <p>COMPONENT 3: Text in Practice. Performance of two extracts from the same play. April 2021. 30% of your GCSE.</p>
<p>Where can I get copies of practice papers from? (websites etc.)</p>	<p>AQA drama website. ItsLearning.</p> <p>Your teachers.</p>
<p>What are the best ways to revise for this subject?</p>	<p>In the first instance ensure you make excellent notes in your Noughts & Crosses prompt copy.</p> <p>Past papers and timed essays.</p> <p>Learn a large bank of physical adjectives for each character.</p> <p>Use of your Knowledge Organisers.</p>
<p>What online and electronic resources might help with revision?</p>	<p>Electronic copies of the devised log will be given to each student.</p> <p>AQA GCSE Drama website for past papers.</p>
<p>What other revision resources can I get?</p>	<p>Noughts & Crosses revision guide written by the department. Live Theatre revision guide written by the department. Noughts & Crosses The Text Guide. CGP.</p>
<p>When are (will there be) revision sessions on for this subject?</p>	<p>Your teacher will communicate this with you in lessons and the department notice board.</p>
<p>Top tips...</p>	<p>Revise a little and often.</p> <p>Practice paragraphs on specific vocal and physical skills for the set text and live theatre performances.</p> <p>Learn physical adjectives. Timed essays.</p>



<p>Details of exams to be taken in this subject:</p>	<p>Unit 1: How Markets Work Written exam: 1 hour 45 minutes (80 marks).</p> <p>Unit 2: How the Economy Works Written exam: 1 hour 45 minutes (80 marks).</p> <p>For both papers there is a mix of multiple-choice questions, short, medium and longer essay-style questions.</p>
<p>Where can I get copies of practice papers from? (websites etc.)</p>	<p>Past exam papers are available on the AQA website or itslearning:</p> <p>AQA website www.aqa.org.uk/subjects/economics/gcse/economics-8136/assessment-resources</p>  <p>ItsLearning - go to GCSE Economics KS4 – exam papers</p>
<p>What are the best ways to revise for this subject?</p>	<ul style="list-style-type: none"> • Learn key terms and economic definitions for all topics • Revise exam technique • Complete and mark past exam papers
<p>What online and electronic resources might help with revision?</p>	<p>GCSE Economics Revision Guide / e-book www.tutor2u.net</p> <p>100 Multiple choice Questions www.tutor2u.net/economics/reference/gcse-economics-100-multi-choice-revision-questions</p> <p>YouTube exam technique videos -you must watch the following:</p> 
<p>What other revision resources can I get?</p>	<p>Ask your teacher for practice questions or call to the business and economics office in Sixth Form for more support.</p>
<p>When are (will there be) revision sessions on for this subject?</p>	<p>Revision sessions will begin after February half term The schedule will be confirmed in January</p>
<p>Top tips...</p>	<ul style="list-style-type: none"> • Develop a strong understanding of the command words in exam questions. State, explain, analyse, evaluate (if you are unsure, speak to your teacher). • Practice exam technique – learn about key words and time management during the exam • Revise now – it makes a massive difference to your performance. • Watch the news – keep up to date with current macroeconomic news events. • Practice exam questions – the real ones will be very similar to those on past papers.

<p>Details of exams to be taken in this subject: (papers, dates and timings – if known)</p>	<p>Paper 1 – 1 hour 45 mins Section A: Reading responses to a fictional text Section B: Narrative or descriptive writing</p> <p>Paper 2 – 1 hour 45 mins Section A: Reading responses to two non –fiction texts Section B: Argument writing</p>
<p>Where can I get copies of practice papers from? (websites etc)</p>	<p>Students will be given plenty of practice papers by their class teachers and should ask them directly if they need more. We ask students to avoid using papers directly from the AQA website as we use these for in class assessments.</p>
<p>What are the best ways to revise for this subject?</p>	<p>Follow our weekly revision schedule for English Language and Literature to ensure everything is covered in time for this exam.</p> <p>Students need to use their exercise books to revise language devices and structural devices. Students can return to their assessments to make sure they know the timings for the exams and the best approach to take for each question.</p> <p>To prepare for Paper 1, students should take any novel and practise the questions they have been completing on class e.g. how does the writer use language, how does the writer structure their ideas to interest the reader etc. They can also select a broadsheet comment article online and rehearse the same standard questions about language and identifying the writer's viewpoint that they will encounter on Paper 2.</p>
<p>What online and electronic resources might help with revision?</p>	<p>Mr Bruff has some good short revision videos on YouTube that go through an approach for each question. BBC bitesize has some useful content but it is not necessarily for students aiming for top end grades, they would be best to primarily use their books and teacher's guidance.</p>
<p>What other revision resources can I get?</p>	<p>York Notes and CGP books are useful summaries. All English teachers can provide banks of papers and model responses to support students of all levels.</p>
<p>When are (will there be) revision sessions on for this subject?</p>	<p>Revision will take place in class from after half term alongside the revision schedule we have given to all students for the mocks. Our formal revision period for the final exams will begin in January with full details to follow.</p>
<p>Top tips...</p>	<ul style="list-style-type: none"> • English Language is about skills so practise as much as possible. Looking back at your feedback from previous assessments will really help • Make sure you know the timing for each question and you have revised the best approach to take for each one. • Practise planning out your writing by finding images for the narrative/descriptive questions and make a list of arguments you might be asked to construct • Remember that the questions worth the most marks come towards the end of the paper so make sure you get to them even if you have to stop answering a previous question before you really feel you have finished. • Make sure you plan all your responses to the writing question and don't underestimate the importance of proof reading.

<p>Details of exams to be taken in this subject: (papers, dates and timings – if known)</p>	<p>Paper 1 – 1 hour 45 mins Section A: Essay in response to an extract from Macbeth Section B: Essay in response to an extract from Jekyll and Hyde (or A Christmas Carol)</p> <p>Paper 2 – 2 hours 15 mins Section A: Essay in response to a choice of questions on ‘Lord of the Flies’ Section B: Essay comparing two poems from the ‘Conflict’ collection Section C: An essay responding to an unseen poem and a further short essay comparing two unseen poems.</p>
<p>Where can I get copies of practice papers from? (websites etc)</p>	<p>Students will be given plenty of practice papers by their class teachers and should ask them directly if they need more. It is easy for them to make their own questions up for rehearsal by selecting a passage from their texts and making a sensible question up. We ask students to avoid using papers directly from the AQA website as we use these for in class assessments.</p>
<p>What are the best ways to revise for this subject?</p>	<p>The best way to prepare for this exam is to follow the join revision schedule we have give to all students.</p> <p>Macbeth/Jekyll and Hyde/A Christmas Carol/ Lord of the Flies</p> <ul style="list-style-type: none"> • Reread/watch the texts or go over chapter summaries in exercise books. • Create mindmaps for characters, themes and symbols in each text • Group key quotations around themes, characters and key events and learn them by making flashcards. Learn short, memorable quotations that can be used for a range of questions. <p>Conflict Poetry</p> <ul style="list-style-type: none"> • Go over notes for each poem in your class anthology • Make up questions using the stem: ‘Compare the way power/conflict is seen in _____ and one other poem’ <p>Unseen Poetry</p> <ul style="list-style-type: none"> • Select random poems online through a website like ‘Poemhunter’ and practise writing a response. • Find two poems on the same topic to practise comparing them. See your teacher for some examples if you need them.
<p>What online and electronic resources might help with revision?</p>	<p>Mr Bruff has some good videos on the Conflict poems. Searching for ‘revision videos’ on any of your texts will bring up large numbers of online revision videos on Youtube. www.sparknotes.com and www.litcharts.com have some useful summaries and notes on themes.</p>
<p>What other revision resources can I get?</p>	<p>York Notes and CGP books are useful summaries. All English teachers can provide banks of papers and model responses to support students of all levels.</p>
<p>When are (will there be) revision sessions on for this subject?</p>	<p>Revision will take place in class from after half term alongside the revision schedule we have given to all students for the mocks. Our formal revision period for the final exams will begin in January with full details to follow.</p>
<p>Top tips...</p>	<ul style="list-style-type: none"> • Learning quotations is important but it is not as important as knowing the characters, themes and writer’s intentions. Make sure quotation learning is not the only revision you do. • Make sure you know how long you should spend on each question before you go into the exam. • ‘Macbeth’ and ‘Lord of the Flies’ have 4 extra marks available for spelling, punctuation and grammar so make sure you proof read those answers. • Watching film adaptations is a good way to revise key events and characters. You can then focus in on key moments to reread directly from the text.

Ethics, Religion and Life

EDexcel: GCSE (9-1) Religious Studies B - Beliefs in Action. 1RB0

Details of exams to be taken in this subject:	Paper 1: Religion and Ethics option 1B - Christianity. Paper 2: Religion, Peace and conflict option 4C - Islam.
Where can I get copies of practice papers from? (websites etc.)	https://qualifications.pearson.com/en/qualifications/Edexcel-gcse/Religiousstudies Select GCSE Selects subject Selects Religious Studies B Additionally, a wider collection of possible questions will be made available to pupils prior to the Christmas holidays.
What are the best ways to revise for this subject?	Practice exam questions Revise exam techniques - how long to spend on each question/ how many points to make on each question Mind maps Concept maps Vocabulary tests Flash cards
What online and electronic resources might help with revision?	Pupils and parents will be provided with an electronic copy of the revision schedule which has revision tasks and relevant video links on it. Edexcel website has past papers and mark schemes. Its Learning has all lesson plans and schemes of learning.
What other revision resources can I get?	Revision guides can be purchased from school Ask your teacher for practice questions and model answers
When are (will there be) revision sessions on for this subject?	Monday lunch (invite only) Monday after school (all welcome)
Top tips...	Start revising early and do regularly practice exam questions.



<p>Details of exams to be taken in this subject:</p>	<p>50% Coursework, 50% Exam Coursework is made up of 2 components NEA1- 10 hour Food Investigation 15% NEA2- 20 hour Food Preparation and Nutrition 35%</p> <p>NEA 1 will be completed in the autumn term before Christmas. NEA 2 will be completed early in the new year and will include a 3 hour assessed practical; the date of which will be confirmed nearer the time. A mock exam will be given as practice, the date will be confirmed.</p>
<p>Where can I get copies of practice papers from? (websites etc.)</p>	<p>These are available on the AQA website under food preparation and nutrition or ask your class teacher. Alternatively use the practice questions in the revision guide or the digital book.</p>
<p>What are the best ways to revise for this subject?</p>	<ul style="list-style-type: none"> • Revision guides and combined practice work books have been added to ParentPay • The course textbook is available online – AQA GCSE Food Preparation & Nutrition – Anita Tull, Garry Littlewood. ISBN - 9781908682789 • The digital book is an online copy of the course text book, students have been given login details, this can be accessed at home for revision, practice questions etc. • Learn subject specific terminology for techniques and other keywords • Revise exam technique- understanding how long to spend on a question/how to answer them/command words etc. <p>Topics to revise;</p> <ul style="list-style-type: none"> • Nutritional needs • Food Choice • Food Safety • Food Science • Food Provenance <p>When cooking at home think through the scientific processes involved at each stage</p>
<p>What online and electronic resources might help with revision?</p>	<ul style="list-style-type: none"> • AQA website • AQA Food Preparation and Nutrition Digital Book • Food Fact of Life • Love Food Love Science Website (IFST.ORG)
<p>What other revision resources can I get?</p>	<p>Revision guides, textbook, digital book Ask your teacher for any other support materials Notebooks from class</p>
<p>When are (will there be) revision sessions on for this subject?</p>	<p>Revision strategies and content will commence in lessons from February</p>
<p>Top tips...</p>	<ul style="list-style-type: none"> • When cooking at home think through the scientific processes involved at each stage this will help with food science revision • In the exam read the question twice • Learn the command words in exam questions (see page 328 course textbook/digital book) • Study any data questions carefully, check the units of measurement and ensure you are interpreting the question correctly • Attempt all exam questions

<p>Details of exams to be taken in this subject:</p>	<p>Paper 1: Living with the Physical Environment 1 hour 30 mins</p> <p>Paper 2: Challenges in the human environment 1 hour 30 mins</p> <p>Paper 3: Geographical application and skills: 1 hour 15 mins</p>
<p>Where can I get copies of practice papers from? (websites etc.)</p>	<p>AQA/Geography/GCSE (8035) CGP white work book (Students have these)</p>
<p>What are the best ways to revise for this subject?</p>	<p>Mind maps and knowledge organisers Complete CGP books white workbook Case study flash cards (CGP books) Learning vocabulary lists for all topics (Purple sheet in books) Past paper practice Attending after school revision sessions</p>
<p>What online and electronic resources might help with revision?</p>	<p>www.bbc.com/bitesize www.aqa.org (Past papers) www.kerboodle.com (all students have access to the online textbook) www.senecalearning.com www.gojimo.com</p>
<p>What other revision resources can I get?</p>	<p>CGP revision guide Department revision sessions and resources Yellow department revision guide – this is a weekly programme which guides students through their revision for the mock exams and real exams.</p>
<p>When are (will there be) revision sessions on for this subject?</p>	<p>Wednesday after school. A text to parents will go out when these start. We will also have time to revise in class.</p>
<p>Top tips...</p>	<ul style="list-style-type: none"> • Follow the department revision programme • Complete the past questions in the white workbook • Get someone to test you on your case studies and theory • Attend the department revision sessions



<p>Details of exams to be taken in this subject:</p>	<p>Paper 1= Medicine 1 h 15m Paper 2= Anglo Saxons and Normans 55 mins* (precise timing TBC this is the altered paper) Paper 3 =Weimar and Nazi Germany 1hr 20 m</p>
<p>Where can I get copies of practice papers from? (websites etc.)</p>	<p>There are practice questions on Its Learning, and there are specimen materials available from https://qualifications.pearson.com/content/dam/pdf/GCSE/History/2016/specification-and-sample-assessments/GCSE-History-QPs-ONLY-Collation-WEB%20978144692583.pdf</p>
<p>What are the best ways to revise for this subject?</p>	<p>Stick to your revision timetable provided by your history teacher</p> <ul style="list-style-type: none"> Timelines Mindmaps Thinking Quilts Match ups Colour codes Famous faces profiles Flashcards Tables Fact tests <p>Bullet point summaries of key facts on each topic. Use different colours and number points. Little symbols may help you to remember. Use the lists of exam questions on Its Learning and make bullet point plans for answering them. Use the activities in the revision guides.</p>
<p>What online and electronic resources might help with revision?</p>	<p>There are other revision booklets made by your teachers available on Its Learning. There are also revision summary sheets available on Its Learning. Try 'Quizlet History GCSE ' for ready made flashcards and quizzes but ensure they are exactly the topics on your paper.</p>
<p>What other revision resources can I get?</p>	<p>Pearson Revision guides specific to this exam can be purchased at a discounted price through school after October half term.</p>
<p>When are (will there be) revision sessions on for this subject?</p>	<p>Miss Key offers drop in sessions every Monday lunch time in L7 from Sept Miss Moss offers drop in sessions every Tuesday lunch time in L8 from Sept(Mr Green offers drop in sessions every Thursday lunch time in L12 from Sept Departmental after school revision will start after Christmas- timetable of sessions will be provided</p>
<p>Top tips...</p>	<p>Revise a little and often.</p> <p>Use mindmaps, pictures and colour to help it stick in your memory Allow time to revise all topics more than once. Practice exam questions after each topic. Get family and friends to test you.</p>

Level 1/2 Hospitality & Catering

WJEC

<p>Details of exams to be taken in this subject:</p>	<p>40% Written Examination – UNIT 1 – The Hospitality and Catering Industry</p> <p>60% Controlled Assessment (NEA TASK) – UNIT 2 – Hospitality and Catering in Action</p>
<p>Where can I get copies of practice papers from? (websites etc)</p>	<p>WJEC Website, your class Teacher and in the revision guide you had the opportunity to purchase at the beginning of Year 10</p>
<p>What are the best ways to revise for this subject?</p>	<ul style="list-style-type: none"> • Revision guides • Learn subject specific terminology for techniques and other keywords • Exam technique- understanding how long to spend on a question/how to answer them/understanding command words • Link the theory to real life scenarios you have discussed in class • Note books from classwork
<p>What online and electronic resources might help with revision?</p>	<ul style="list-style-type: none"> • WJEC website
<p>What other revision resources can I get?</p>	<ul style="list-style-type: none"> • Revision guide and workbook combined • Ask your teacher for any other support materials
<p>When are (will there be) revision sessions on for this subject?</p>	<p>The exam in this subject is held at the end of Year 10. Revision will start when all content has been taught by your class teacher.</p>
<p>Top tips...</p>	<p>Create mind maps to help with revision Read the question carefully and read it twice Proof read the whole paper when you think you have completed Attempt every question Use your class notes and your revision guide to revise Ask your teacher for individual advice</p>



<p>Details of exams to be taken in this subject:</p>	<p>Exam – 25% R081 – Pre-Production Skills. 1-hour 15minutes. (January 2022)</p> <p>Controlled Assessment – 75% R082 – Digital Graphics, already done. Exam board to assess (25%) R089 – Creating Digital video sequences, already done (25%) R087 – Creating interactive multimedia products. Completed April 2022 (25%)</p>
<p>Where can I get copies of practice papers from? (websites etc.)</p>	<p>Practice papers can be found in www.showbie.com, all students have access to this resource online.</p>
<p>What are the best ways to revise for this subject?</p>	<p>Mind mapping of the topics is a good way to make sure you have understood the main elements of the course. Think about the stages done in the Controlled Assessments to help with the exam. Practice using skills. Loads of videos explaining how to do the required skills. Look back at all the skills and knowledge learnt in Year 10 on project management.</p>
<p>What online and electronic resources might help with revision?</p>	<p>Students can access www.showbie.com from any computer, this contains all lesson-based presentations. Students can keep up to date with all lessons through Showbie, checking on the work done to ensure understanding. Students hand in work and receive feedback through Showbie. All students have been given access to and eBook through Dynamic Learning. This can be accessed on the computer, tablet or smart phone. There is not a particular web site but many of the topics are covered on: getrevising.co.uk BBC bitesize ICT To help with the Controlled Assessment students can access the internet in lesson or at home. This includes many useful videos and worksheets to remind them how to use the required software.</p>
<p>What other revision resources can I get?</p>	<p>Revision Guides are available from Mr Hamer. Online eTextbook has activities that students can do to revise the topics and check their understanding.</p>
<p>When are (will there be) revision sessions on for this subject?</p>	<p>Revision sessions will be organised during November and December for the January exam. Help for the Controlled Assessments will begin as soon as possible.</p>
<p>Top tips...</p>	<p>Practice Papers and model answers Flash Cards 5 min mind mapping challenge on a topic without looking at your notes. After 5 mins check your answers and fill in any gaps. Find a revision buddy – someone who will motivate you and ask you challenging questions.</p>

<p>Details of exams to be taken in this subject: (papers, dates and timings – if known)</p>	<p>Exam – 50% R012 - Understanding tools, techniques, methods and processes for technological solutions. 1 h 45 mins. Expected May 2022</p> <p>Controlled Assessment – 50% R013 - Developing technological solutions. 20 h in lesson. Completed December 2021.</p>
<p>Where can I get copies of practice papers from? (websites etc)</p>	<p>Practice exam papers are available in Showbie in the Exam Revision section.</p>
<p>What are the best ways to revise for this subject?</p>	<p>Mind mapping of the topics is a good way to make sure you have understood the main elements of the course. Think about the stages done in the Controlled Assessment to help with the exam. Practice using skills. Loads of videos explaining how to do the required skills. They aren't on the exact topics your Assessment is on but you can transfer the knowledge to your work. Look back at all the skills learnt in Year 10. This includes guides on Access and Excel to help you build the required solution.</p>
<p>What online and electronic resources might help with revision?</p>	<p>Showbie has lots of revision activities and includes all the notes and work you have done throughout the course. www.showbie.com.</p> <p>All students have been given access to an eBook through Dynamic Learning. This can be accessed on the computer, tablet or smart phone. There is not a particular web site but many of the topics are covered on: getrevising.co.uk BBC bitesize ICT eRevision.uk – if you've forgotten your login details use the Forgotten email link or ask me. www.edpuzzle.com – watch back the video we've used in lessons including tips on doing the exam papers.</p> <p>To help with the Controlled Assessment (R013) students can access the internet in lesson or at home. This includes many useful videos and worksheets to remind them how to use database, spreadsheet, presentation and web design software.</p>
<p>What other revision resources can I get?</p>	<p>No separate revision guide currently available. Online eTextbook has activities that students can do to revise the topics and check their understanding.</p>
<p>When are (will there be) revision sessions on for this subject?</p>	<p>If you need help with the Controlled Assessment please come and see me in S15. Revision schedule will be issued after February half-term for afterschool sessions to revise some of the R012 topics.</p>
<p>Top tips...</p>	<p>Practice Papers and model answers Flash Cards 5 min mind mapping challenge on a topic without looking at your notes. After 5 mins check your answers and fill in any gaps. Find a revision buddy – someone who will motivate you and ask you challenging questions.</p>



<p>Details of exams to be taken in this subject:</p>	<p>Unit 1 – Listening 25% (35 mins Foundation, 45 mins Higher) Unit 2 – Speaking 25% (7-9 mins Foundation, 10-12 mins Higher) Unit 3 – Reading 25% (45 mins Foundation, 60 mins Higher) Unit 4 – Writing 25% (60 mins Foundation, 75 mins Higher)</p>
<p>Where can I get copies of practice papers from? (websites etc)</p>	<p>Exam papers will be done in class over the forthcoming months to help you appreciate the format in advance.</p>
<p>What are the best ways to revise for this subject?</p>	<p>The revision guides and workbooks (offered in Year 10) are excellent resources which will help you organise your revision and fully prepare for the exam.</p> <p>There are lists of vocabulary which are topic based, audio files available to download and hints to support your exam technique</p>
<p>What online and electronic resources might help with revision?</p>	<ul style="list-style-type: none"> • bbc.co.uk/schools/gcsebiteize • linguscope.com (username = jamesking, password = hallo!) – go on to linguastars • languagesonline.org.uk
<p>What other revision resources can I get?</p>	<p>Grammar and Translation Workbooks –</p> <p>French Studio ISBN: 978 1292 132884 German Stimmt ISBN: 978 1292 132617</p>
<p>When are (will there be) revision sessions on for this subject?</p>	<p>There will be a mix of ‘invite only’ interventions and group sessions in the new year. These will be confirmed with you via your class teacher.</p>
<p>Top tips...</p>	<p>Look out for the extra sessions that we will be offering! Remember to start your revision early – effective language learning and application needs to be little and often!</p>

Mathematics

AQA 8300F or 8300H

Details of exams to be taken in this subject:	Paper 1 Paper 2 Paper 3 All papers are 1 ½ hours. Paper 1 is non-calculator, Papers 2 & 3 are calculator.
Where can I get copies of practice papers from? (websites etc.)	AQA papers will be available from class teachers during the revision period All exam board Mathematics specifications are the same, so using Edexcel papers to practice at home is good practice and doesn't interfere with in-school work and assessment.
What are the best ways to revise for this subject?	Practice, practice and more practice! Completing past papers and looking up any topics that occur that you are not sure about.
What online and electronic resources might help with revision?	Your HegartyMaths login can be used to revise any topic, any time. Use the donut on your Hegarty homepage to focus your revision to your weaker areas (amber or red). Use the FixUp5 quizzes for 5 daily questions on your weakest skills and the Memri quizzes for 5 daily retrieval questions to keep your strongest areas fresh.
What other revision resources can I get?	CGP AQA Revision Guides and Exam Practice Workbooks will be sold via school in October (some pupils will have purchased these in Year 10) and are also available on Amazon.
When are (will there be) revision sessions on for this subject?	Revision sessions will begin after October half-term and will be advertised through class teachers: Higher: Monday at 3.15 in L59 Foundation: Monday at 3.15 in L58
Top tips...	<ol style="list-style-type: none">1) Use HegartyMaths to identify and practice your weakest areas2) Use past papers to practice exam technique, using the mark scheme to check your understanding3) Redo the questions you had got wrong.



Details of exams to be taken in this subject:	COMPONENT 1: Listening and Appraising Music Examination duration: 1hr 30mins
Where can I get copies of practice papers from? (websites etc.)	Eduqas Music website. Your teachers.
What are the best ways to revise for this subject?	Ensure you make excellent notes on your set work pieces. Past papers Ensure you are familiar with keywords and definitions from all areas of study Complete listening homework
What online and electronic resources might help with revision?	Eduqas GCSE Music website has lots of resources Music First, using your private log in.
What other revision resources can I get?	Eduqas Music GCSE Revision Guide Rhinegold Education
When are (will there be) revision sessions on for this subject?	Tuesday after school. All welcome.
Top tips...	Revise a little and often. Have set works on your iPod/listening devise and be familiar with them. Listen to a wide range of music of your choice thinking about the elements of music Ensure you are using musical language fluently when discussing or writing about music.

<p>Details of exams to be taken in this subject:</p>	<p>COMPONENT 1: Exploring the Performing Arts. Rehearsals, workshops, coursework and verbal presentation.</p> <p>COMPONENT 2: Developing Skills and Techniques in the Performing Arts. Rehearsals, Scripted Performance and supporting written booklet.</p> <p>COMPONENT 3: Performing to a Brief. Workshops, Devised Performance, 3 x Written Milestones (Exam Conditions) – Ideas, Skills and Evaluation.</p>
<p>Where can I get copies of practice papers from? (websites etc.)</p>	<p>ItsLearning.</p> <p>Your teachers.</p>
<p>What are the best ways to revise for this subject?</p>	<p>Revisit key vocabulary and sentence starters.</p> <p>Look over previous examples and your own work from Year 10 to revisit structure of your written work.</p> <p>Watch live Theatre</p> <p>Learn a large bank of physical and vocal adjectives for your characters.</p> <p>Use of your Knowledge Organisers.</p>
<p>What online and electronic resources might help with revision?</p>	<p>AQA GCSE Drama Bitesize Revision on Vocabulary for Skills/Techniques</p> <p>Digital Theatre Online for Live Theatre</p> <p>YouTube for Plays and Practitioners</p>
<p>What other revision resources can I get?</p>	<p>Past papers from BTEC will be provided by your teachers. You can look at examples of coursework from previous years to clarify structure and content.</p>
<p>When are (will there be) revision sessions on for this subject?</p>	<p>Your teacher will communicate this with you in lessons and the department notice board.</p>



<p>Details of exams to be taken in this subject:</p>	<p>Paper 1: 1 hour and 45 minutes. 36% of the qualification (90 marks)</p> <p>Paper 2: 1 hour and 15 minutes. 24% of the qualification (70 marks)</p> <ul style="list-style-type: none"> • The first 8 questions are multiple choice • The second part of the exam will be short answer questions • The third part of the exam will be 9 mark questions. There will be 2 of these. <p><u>GCSE PE Practical Assessment – 30% of GCSE</u></p> <p>Internally marked and externally moderated 2 Practical Sports- 35 marks per activity (10% Each)</p> <ul style="list-style-type: none"> • The 2 practical sports can be either team or individual activities • Students will be assessed against set assessment criteria found in the Pearson Edexcel- Ask your teacher for a copy. <p>Moderation will take place. We will record all assessment sessions for video evidence.</p> <p><u>GCSE PE Coursework – 10% of GCSE</u></p> <p>Completed internally and at home and is externally moderated.</p> <ul style="list-style-type: none"> • Marked out of 20 and equates to 10%. • Students carry out a Personal Exercise Programme and then must produce a 1500 word analysis of what they did. • It must include the planning, results and a fully justified evaluation.
<p>Where can I get copies of practice papers from? (websites etc.)</p>	<ul style="list-style-type: none"> • Edexcel Website • Past Papers- Available from PE office
<p>What online and electronic resources might help with revision?</p>	<p>Quizlet Kahoot Sterno PE Seneca Learning</p>
<p>What other revision resources can I get?</p>	<ul style="list-style-type: none"> • Use your teachers • Itslearning GCSE Page • The EverLearner • Google Drive • Instagram - GCSE kjs_gcsepe • Revision Guide / workbook



<p>What are the best ways to revise for this subject?</p>	<p>Choose the technique that works best for you – not what your friends say Mind Maps, Revision Cards, Make Notes, Clear Layout, Use Highlighters, Use Diagrams, Use Class Notes, Use Google Drive, Past Papers, Revision Guides and Textbooks (Edexcel). Reinforcing your memory – get someone to test you from the notes or resources that you have made.</p> <p>Topics to cover...</p> <p><u>Paper 1:</u> Anatomy and Physiology Movement analysis Physical training Use of Data (interpreting tables, graphs)</p> <p><u>Paper 2:</u> Health, fitness and well-being Sport psychology Sport, society and culture Use of Data (interpreting tables, graphs)</p>
<p>When are (will there be) revision sessions on for this subject?</p>	<p>Intervention after school will be with the students theory teacher. Dates and times TBC. Practical Intervention will focus on individual sports including dance, table tennis and badminton.</p>
<p>Top tips...</p>	<ul style="list-style-type: none"> • Answer ALL questions • Underline Key words in Q's • Identify how many marks are awarded for each question before answering and decide how to weight your response • SPECIFIC sporting examples i.e. SET SHOT in basketball



Product Design

AQA

<p>Details of exams to be taken in this subject:</p>	<p>Written exam: 2 hours 50% of GCSE (100 marks)</p> <p>Section A – Core technical principles (20 marks) A mixture of multiple choice and short answer questions assessing a breadth of technical knowledge and understanding.</p> <p>Section B – Specialist technical principles (30 marks) Several short answer questions (2–5 marks) and one extended response to assess a more in depth knowledge of technical principles.</p> <p>Section C – Designing and making principles (50 marks) A mixture of short answer and extended response questions</p> <p>PLUS...</p> <p>NEA (Non exam assessment) 50% of GCSE Substantial design and make task</p> <p>Assessment criteria:</p> <ul style="list-style-type: none"> • Identifying and investigating design possibilities • Producing a design brief and specification • Generating design ideas • Developing design ideas • Realising design ideas • Analysing & evaluating <p>Students will produce a number of prototypes and a portfolio of evidence Work will be marked by teachers and moderated by AQA</p>
<p>Where can I get copies of practice papers from? (websites etc.)</p>	<p>Find past papers on the AQA site at: https://www.aqa.org.uk/find-past-papers-and-mark-schemes</p>
<p>What are the best ways to revise for this subject?</p>	<p>Use all notes and resources from lessons e.g. your Materials poster etc Make connections with what you are covering with your NEA. A lot of the theory content relates to your design and make task Use the world around you to pick up knowledge of materials and their application as well as issues relating to design</p>
<p>What online and electronic resources might help with revision?</p>	<p>GCSE Bitesize/Design & Technology technologystudent.com</p>
<p>What other revision resources can I get?</p>	<p>Revision guides and workbooks can be ordered through school.</p>
<p>When are (will there be) revision sessions on for this subject?</p>	<p>There will be a mix of 'invite only' interventions and group sessions in the new year. These will be confirmed with you via Mr Bolger</p>
<p>Top tips...</p>	<p>Look at all aspects of your life and apply them to DT theory. For example; packaging, recycling, energy production and storage, inclusive design, ergonomics etc. Make the knowledge applicable to you.</p>



<p>Details of exams to be taken in this subject:</p>	<p>In GCSE 3D Design we have a final 10-hour Practical assessment. This will take place in May each year and is often the first GCSE assessment of the year.</p> <p>You will sit a two-day mock practical assessment in January, where you will be making your final product for project 2.</p> <p>The final, 3D assessed practical activity, takes place in May. The themes for the exam are released in January and so you have from February to May to prepare for the assessment.</p>
<p>Where can I get copies of practice papers from? (websites etc.)</p>	<p>n/a</p>
<p>What are the best ways to revise for this subject?</p>	<p>This subject requires you to produce a sketchbook of preparation based upon the exam theme which is issued in January by the exam board. This is usually undertaken over 8 to 10 weeks prior to the ten hour exam. It's important to note that this is the revision and there are no formal questions to revise for.</p>
<p>What online and electronic resources might help with revision?</p>	<p>Pinterest is a visual pin board where all the topics we study for the exam and coursework are represented.</p>
<p>What other revision resources can I get?</p>	<p>Exemplar Sketchpads can be found on Pinterest and YouTube.</p>
<p>When are (will there be) revision sessions on for this subject?</p>	<p>3D Design has an open door policy for students to work in IT rooms or workshops every week at lunch all year. We also support students by providing at least one after school session day tbc.</p>
<p>Top tips...</p>	<p>Think about your strengths in terms of material area. For example, if my teachers think I am good at working with wood or metal then I would use this as a way to tackle the exam theme.</p> <p>Follow the preparation schedule/list- it is designed to ensure you meet the assessment objectives and therefore produce a good final outcome.</p>

<p>Details of exams to be taken in this subject:</p>	<p>In GCSE Textile Design we have a final 10 hour exam. This will take place in April/ May each year and is often the first exam of the year.</p> <p>This year we have the following dates scheduled:</p> <p>Thursday 2nd and Friday 3rd December (TBC): GCSE Mock exam. You will be making your final product for project 1 in this exam.</p> <p>The final Textile Design exam falls in April (10hrs). The themes for the exam are released in January. You have from February to May to prepare for the exam.</p>
<p>Where can I get copies of practice papers from? (websites etc.)</p>	<p>n/a</p>
<p>What are the best ways to revise for this subject?</p>	<p>This subject requires you to produce a sketchbook of preparation based upon the exam theme which is issued in January by the exam board. This is usually undertaken over 8 to 10 weeks prior to the ten hour exam. It's important to note that this is the revision and there are no formal questions to revise for.</p>
<p>What online and electronic resources might help with revision?</p>	<p>Pinterest is a visual pin board where all the topics we study for the exam and coursework are represented.</p>
<p>What other revision resources can I get?</p>	<p>Exemplar sketchpads can be found on Pinterest and YouTube.</p>
<p>When are (will there be) revision sessions on for this subject?</p>	<p>Textile Design has an open door policy for students to work in textile rooms every week at lunch all year. We also support students by providing one after school session on Tuesday 3.30 until 4.30pm.</p>
<p>Top tips...</p>	<p>Think about your strengths in terms of media. For example, if my teachers and I think I am good at embroidery and applique, I would then use this as a way to tackle the exam theme.</p> <p>Follow the preparation schedule/list- it is designed to ensure you meet the assessment objectives and therefore do a good exam.</p>



<p>Details of exams to be taken in this subject:</p>	<p>There are 2 papers per Science: two biology, two chemistry and two physics. Each of the papers will assess knowledge and understanding from distinct topic areas. All are 1hr 45mins. You will get 3 separate GCSE grades.</p> <p>B1 C1 P1 B2 C2 P2</p>
<p>Where can I get copies of practice papers from? (websites etc.)</p>	<p>https://www.aqa.org.uk/subjects/science/gcse/biology-8461/assessment-resources</p> <p>https://www.aqa.org.uk/subjects/science/gcse/chemistry-8462/assessment-resources</p> <p>https://www.aqa.org.uk/subjects/science/gcse/physics-8463/assessment-resources</p> <p>These can also be downloaded from Doodle.</p>
<p>What are the best ways to revise for this subject?</p>	<p>Use the revision schedule provided by the Science department. It is on the year 11 ItsLearning page and also on Doodle. Complete the practice papers and mark them. Learn the equations needed for the Physics exams</p>
<p>What online and electronic resources might help with revision?</p>	<p>https://www.youtube.com/results?search_query=freesciencelessons</p> <p>https://www.bbc.com/bitesize/examspecs/z8xtmnb</p> <p>https://www.bbc.com/bitesize/topics/zqw77p3</p> <p>https://www.bbc.com/bitesize/examspecs/zpgcbk7</p>
<p>What other revision resources can I get?</p>	<p>Oxford revision guides and workbooks can be purchased through school or are available to buy online.</p>
<p>When are (will there be) revision sessions on for this subject?</p>	<p>Revision sessions will be held after school, beginning in the Easter term.</p>
<p>Top tips...</p>	<p>Learn the key words and their meanings as a priority as you will need to use them in your answers. Revise little and often.</p>