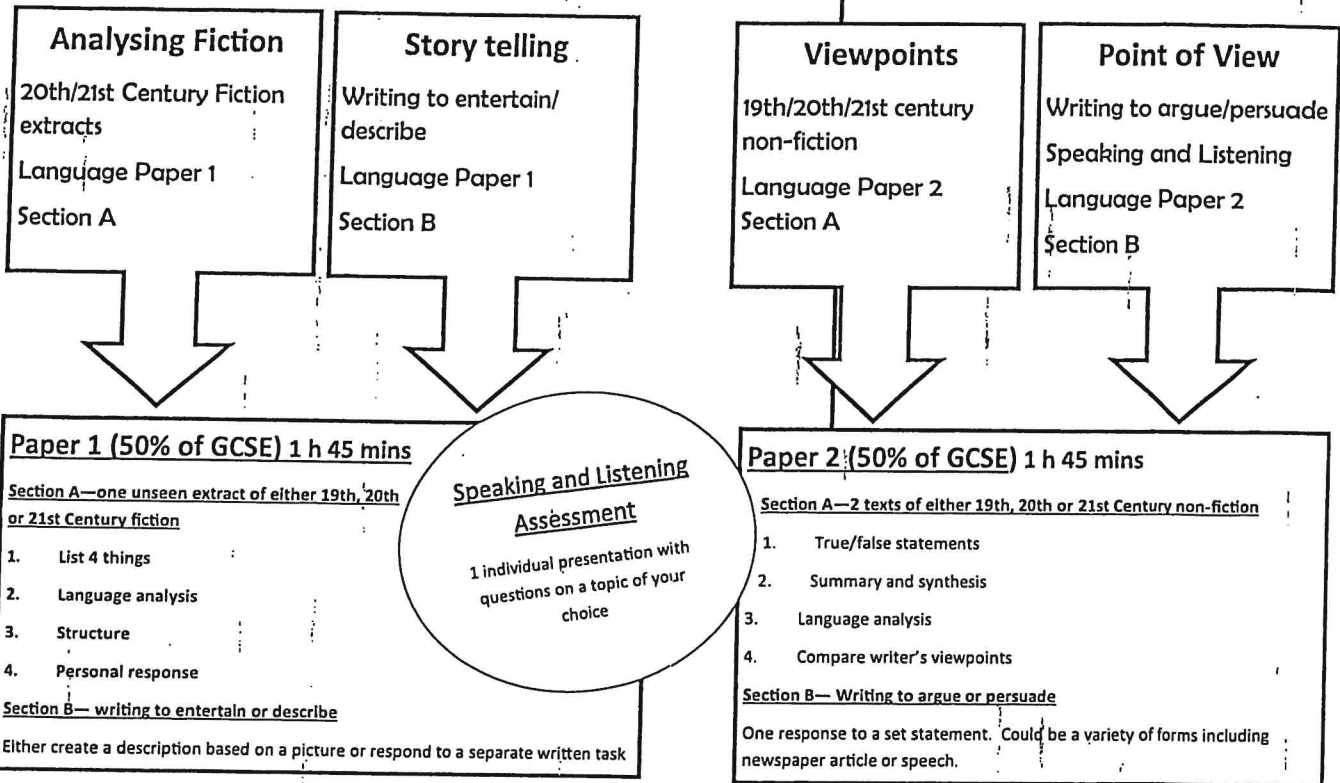
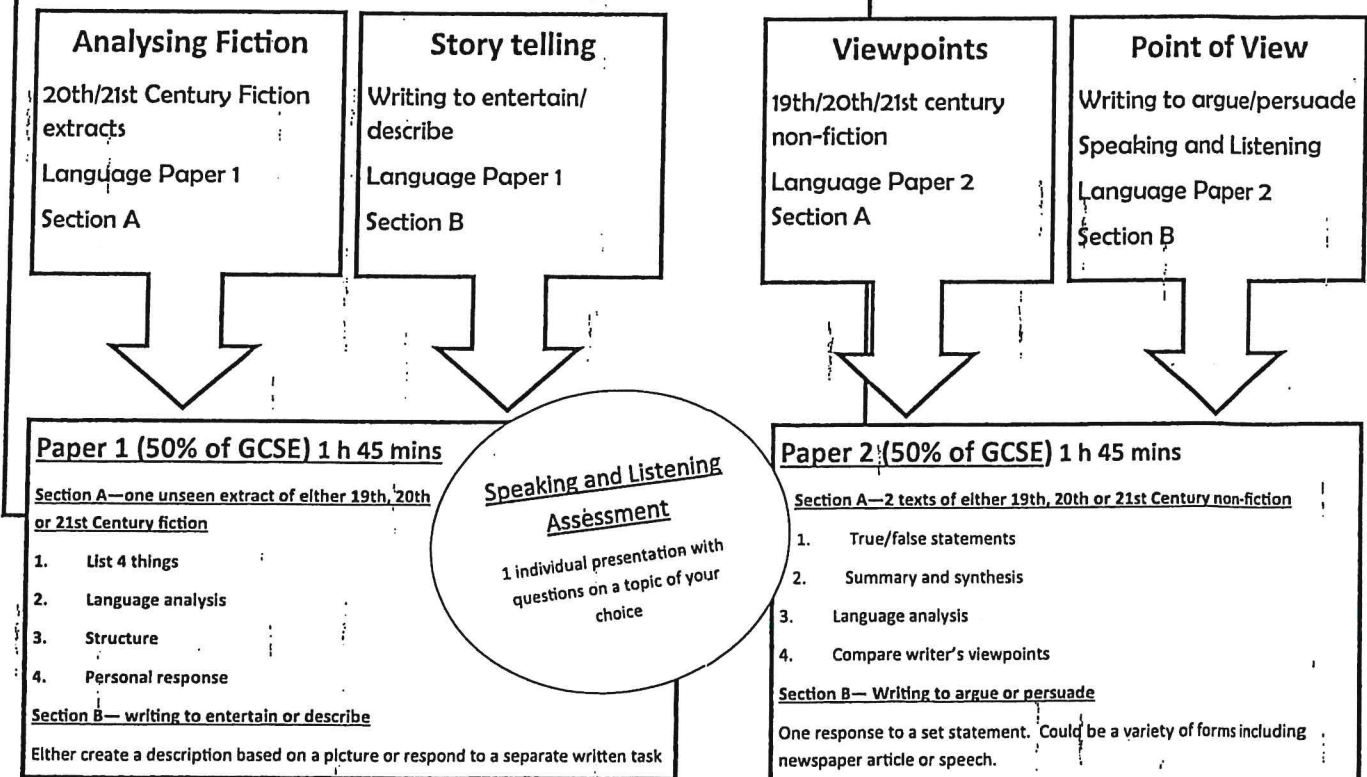


GCSE English Language



GCSE English Language



Creative writing



Explore and experiment with the **devices** you can use in creative writing

Key vocabulary

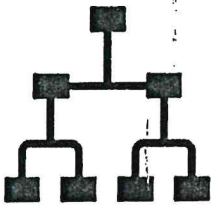
Simile, metaphor, personification, adjective, verb, noun, adverb, tripling, listing, sensory language, hooks, punctuation for effect, precise vocabulary



Explore **models** of excellent descriptive and narrative writing

Key vocabulary

Structure, impact, sentencing, vocabulary, devices, tone, mood



Look at **structural elements** of writing to describe and narrate

Key vocabulary

Opening, drop, shift, focus, zoom, conclusion, links, paragraphing



Experiment using these devices and structures in your own writing

Key vocabulary

Crafting, redrafting, editing, reflection, structure, planning, devices, proofreading, accuracy, vocabulary



Explore a range of images and prompts, and use them as a **springboard** for your narrative and descriptive writing

Key vocabulary






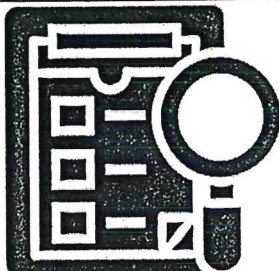
Images, detail, zoom, imagination, planning, redrafting, perspective, narrative, descriptive









Assessment

Writing a description based on an image



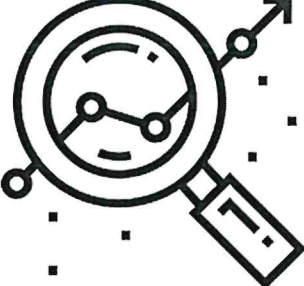


CRIME

	<p>Discuss your views on crime and punishment.</p> <p>Key Vocabulary: Perspective, opinion, counterargument, balance, tone, judgemental, prejudicial, objective, subjective, neutral, pejorative, authorial intention, derogatory, bias, manipulative, undermining</p>
	<p>Read a range of texts about crime and punishment from across time. Explore the ways our attitudes to crime and punishment have changed</p> <p>Key vocabulary: Vindicated, persecution, prosecution, prejudice, corporal/capital punishment, society, public, custody, sentence, court, judgement, circumstantial, penalty</p>
	<p>Learn how to synthesise information from different sources and write a sharp and precise report.</p> <p>Key Vocabulary: Compare, point-evidence-inference, authorial intention, however, alternatively, in contrast, on the other hand</p>
	<p>Understand how to analyse language closely; understand what techniques they use and how they impact on the reader</p> <p>Key Vocabulary: Metaphor, simile, figurative, example, analogy, anecdote, fact, opinion, fact blended with opinion, impact on the reader, analysis words e.g. exemplify, convey, connote.</p>
	<p>Explore comparison skills and think about the different ways writers approach similar topics.</p> <p>Key vocabulary: Devices, attitudes, perspectives, ideas, opinions, facts, also similarly, in contrast, alternatively, on the other hand, analysis words e.g. exemplify, convey, connote impact on the reader e.g. shock, challenge, disgust, provoke etc.</p>
	<p>Assessment:</p> <p>Analyse a small section of non-fiction writing. Write a comparison between an older and more modern text about crime.</p>




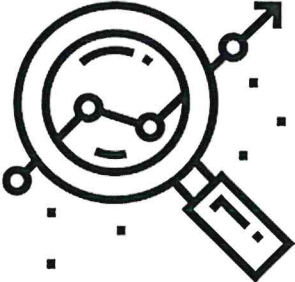


Yellow Wallpaper

	<p>Read 'The Yellow Wallpaper' and explore your responses as a reader.</p> <p>Key Vocabulary: Unreliable narrator, manipulation, infantilising, coercion, complicity, coercion, patriarchy, insanity, psychological, horror,</p>
	<p>Explore key literary elements of the text. Narrative perspective, symbolism and biases</p> <p>Key vocabulary: Symbolism, metaphor, allegory, allusion, simile, imagery, figurative, literal, voice, unreliable narrator, authorial intention, theme</p>
	<p>Explore the structure of the narrative and consider how it impacts on the reader</p> <p>Key Vocabulary: Foregrounding, foreshadowing, exposition, emphasis, setting, characterisation, tension, shift, epiphany, conflict, atmosphere, ambiguous detail, dialogue, order, suspense</p>
	<p>Explore some key passages in detail and apply precise analysis skills to explain how the writer uses language</p> <p>Key Vocabulary: Exemplify, connote, demonstrate, imply, hint, suggest, convey, impact, tone, reader</p>
	<p>Plan an analytical response to the narrative responding to a critical statement.</p> <p>Key vocabulary: Introduction, main body, critical statement, argument, points, examples, exemplifications</p>
	<p style="text-align: center;">Assessment:</p> <p style="text-align: center;">Write an analytical response to a critical statement . You may have time to also write some descriptive responses to the story as well.</p>





EXTREME ENCOUNTERS

	<p>Read a range of non fiction texts that explore extreme encounters. Understand the points that writers make</p> <p>Key Vocabulary: Perspective, experience, vivid, dramatic, expressive, shocking, provocative, emphasis, stress, culmination, grotesque, biased, emotive, personal</p>
	<p>Synthesise information from many different sources. Practise being precise with references and producing texts for different purposes.</p> <p>Key vocabulary: Compare, point-evidence-inference, authorial intention, however, alternatively, in contrast, on the other hand</p>
	<p>Practise your analysis skills by exploring how writer's bring vivid and disturbing experiences to life in their writing.</p> <p>Key Vocabulary: Metaphor, simile, figurative, example, analogy, anecdote, fact, opinion, fact blended with opinion, impact on the reader, analysis words e.g. exemplify, convey, connote.</p>
	<p>Compare the way writers present very different accounts and ideas about the same topics e.g. extreme sports and experiences</p> <p>Key Vocabulary: Devices, attitudes, perspectives, ideas, opinions, facts, also, similarly, in contrast, alternatively, on the other hand, analysis words e.g. exemplify, convey, connote impact on the reader e.g. shock, challenge, disgust, provoke etc.</p>
	<p>Assessment:</p> <p>Complete a mock Paper 1 Section A reading section focused on different attitudes to bull fighting.</p>







PAPER 1 READING

	<p>Read a range of interesting extracts from novels and explore your initial response to them as a reader.</p> <p>Key Vocabulary: Impact, personal response, authorial intention, genre, characterisation, setting, theme, motif, opening, middle, ending</p>
	<p>Revise and explore the way writers use techniques in their writing and make sure you can explain their effect with precision and lots of detail.</p> <p>Key vocabulary: Symbolism, metaphor, allegory, allusion, simile, imagery, figurative, literal, voice, unreliable narrator, authorial intention, theme</p>
	<p>Explore the structure of the extracts and practise writing about them under timed condition.</p> <p>Key Vocabulary: Foregrounding, foreshadowing, exposition, emphasis, setting, characterisation, tension, shift, epiphany, conflict, atmosphere, ambiguous detail, dialogue, order, suspense</p>
	<p>Hone your analysis skills and make sure you are able to demonstrate closer reading and making detailed comments about key passages.</p> <p>Key Vocabulary: Exemplify, connote, demonstrate, imply, hint, suggest, convey, impact, tone, reader</p>
	<p>Explain your opinion in response to a critical statement and plan and write an extended response to it.</p> <p>Key vocabulary: Introduction, main body, critical statement, argument, points, examples, exemplifications</p>
	<p style="text-align: center;">Assessment:</p> <p style="text-align: center;">Full Paper 1 Section A – reading assessment in timed conditions.</p>

Y10 Language: Spoken Language

	<p><i>Exploring structure</i></p> <ul style="list-style-type: none">• You'll be finding out how effective talks are structured.
	<p><i>Exploring ideas</i></p> <ul style="list-style-type: none">• You'll be trying out your own ideas and opinions, and working on putting these across persuasively, using a range of devices.
	<p><i>Planning</i></p> <ul style="list-style-type: none">• You'll be planning your own talk for the class.
	<p><i>Assessment</i></p> <ul style="list-style-type: none">• Your teacher will ask you to present your talk to the class. They will film and assess you, and your classmates will ask you questions. You'll receive a mark of Pass, Merit or Distinction.

Strong Views

	<p>Explore and experiment with the devices you can use in argument writing</p> <p>Key Vocabulary: Counterargument, opinions, facts, example, anecdote, statistics, metaphor, simile, repetition, emotive language, pre-modification, ridicule, mockery, hyperbole, understatement, tone</p>
	<p>Explore models of excellent argument/persuasive writing in broadsheet newspaper contexts</p> <p>Key vocabulary: Techniques, structure, impact, sentencing, vocabulary, personal response, tone</p>
	<p>Look at structural elements of writing arguments</p> <p>Key Vocabulary: Opening, conclusion, discourse markers, question/answer link, logical connectives, one line paragraphs for emphasis, declarative, imperative, interrogative, modal</p>
	<p>Experiment using these techniques and structures in your own writing</p> <p>Key Vocabulary: Crafting, redrafting, editing, reflection, structure, planning, techniques, approaches, perspectives, proof reading, accuracy</p>
	<p>Explore a range of views and rehearse using them as a springboard for writing your own opinions clearly</p> <p>Key vocabulary: Sensory language, detail, planning, techniques, editing, redrafting, perspective, narrative, descriptive</p>
	<p>Assessment:</p> <p>Complete a piece of argument writing in response to a statement</p>