






KING JAMES'S
SCHOOL
KNARESBOROUGH

DESIGN & TECHNOLOGY

YEAR	 15 MINS	 30 MINS	 1 HOUR OVER 2 WEEKS
Product Design Year 7	Answer key questions on the Alessi design house, including finding out information regarding some of their iconic product designs	Research a selection of images appropriate to base your Alessi Night Light design upon. Produce a mood board of up to 20 images	
Textiles Year 7		Learning cycle assessment – Choose one of your initial ideas and develop it into your final design. Make sure it fulfils the design specification.	
Food Tech Year 7			Shop for ingredients to make each product. Whilst in the shop evaluate which ingredients are the best value for money. At home prepare your ingredients for the lesson by weighing out and placing into suitable containers to transport to school. Organise a container for the finished product, and ensure you have a clean apron ready to take in alongside your ingredients.

<p>Product Design Year 8</p>		<p>Produce a series of initial ideas (x4), which incorporate the technical aspects of the working mechanism of the sweet dispenser product within them.</p>	
<p>Textiles Year 8</p>		<p>Create a fact sheet about the fashion designer Iris Van Herpen. Include several images of her designs.</p> <p>Learning cycle assessment – Choose one of your initial ideas and develop it into your final design. Make sure it fulfils the design specification.</p>	
<p>Food Tech Year 8</p>			<p>Shop for ingredients to make each product. Whilst in the shop evaluate which ingredients are the best value for money. At home prepare your ingredients for the lesson by weighing out and placing into suitable containers to transport to school. Organise a container for the finished product, and ensure you have a clean apron ready to take in alongside your ingredients.</p>
<p>Product Design Year 9 (LC1)</p>		<p>Complete a PowerPoint mood board (multiple slides to be printed), of examples of the design style 'Art-Deco'. These need to be brought into lesson to be used as a starting</p>	

		point for your own design ideas.	
Product Design Year 9 (LC2)		CAD: Solidworks Set up your final 3D design using Cura and 3D print your product after school.	
Product Design Year 9 (LC3)			Produce 4 sketched design ideas for a product based upon the design style 'Art-Deco'.
Textiles Year 9 (LC1)		Learning cycle assessment – develop a final design for your Hannah Klaus Hunter project. Make sure it fulfils the design specification.	
Textiles Year 9 (LC2)		Research the Textile Artist Ruth Singer. Complete an artist study and present into sketchpad.	
Food Tech Year 9 (LC1, 2, 3)			Shop for ingredients to make each product. Whilst in the shop evaluate which ingredients are the best value for money, as well as considering issues such as seasonality of ingredients and food miles. At home prepare your ingredients for the lesson by weighing out and placing into suitable containers to transport to school. Organise a container for the finished product, and ensure you have a clean apron ready to take in alongside your ingredients.