



KING JAMES'S SCHOOL  
KNARESBOROUGH

# Year 11

## Pathway to Success 2025-2026

# Introduction

## Pathway to Success

At KJS we believe that success in exams is a team effort which involves you, the school and your child, all working together for the same end goal. Over the coming months we aim to provide you with various sources of relevant communication that will equip you to support and encourage your child with their studies on their 'pathway to success'. In your role at home, you are not expected to fully understand the details of the exam system or be an expert in any of the subjects but this document lays out key information, hints and tips - subject by subject - that should provide you with an insight into what is expected in each of the subjects your child is studying.

Every teacher that stands in front of your child whether it is in form time, a lesson, an assembly or a revision session will want the very best for them. Because of this, the support comes in many different guises. We hope this booklet will signpost how your child can be supported in specific subjects as well as outside of lesson time.

Please note that the communication and support will continue throughout the year. Further communication from individual subject teachers and departments with specific resources they've produced and/or support sessions they are running will be communicated to you via email in due course. Our Instagram page 'kjs\_classof2021' will also keep students up to date of this.

Full official exam timetables will be issued to each student for the Mock exams in November 2025 and the Summer exams in May 2025.

Finally, students can be motivated to do well in their GCSE's in a variety of ways and those with a strong reason for wanting to do well generally find it easier to get down to study – your interest, support and encouragement can play a key role in helping your child to establish and maintain their motivation.

Thank you for your involvement to date and rest assured that with a consistent, cohesive approach we will guide Year 11's along the 'pathway to success' that they deserve.

**'Work Hard, Leave Proud'**

Mr Atkinson, Mr Phillips & Miss Jarrett  
The Year 11 Team



Introduction	2
Contents	3
Art & Design: Fine Art	
Art & Design: Art, Craft & Design	4
Art & Design: Photography	
Business	5
Combined Science	6
Computer Science	7
Drama	8
Economics	9
English Language	10
English Literature	11
Ethics, Religion and Life	12
Food Preparation & Nutrition	13
Geography	14
History	15
Hospitality & Catering	16
I-Media	17
Languages French   German	18
Mathematics	19
Music	20
Performing Arts	21
PE	22
Product Design	23
Product Design - 3D	24
Separate Science	25
Textile Design	26
How to...Revise	27





# Art & Design: Fine Art

## Art & Design: Art, Craft and Design

## Art & Design: Photography

### Edexcel

Details of exams to be taken in this subject:	This year, all evidence from sketchbook work and final pieces in Year 10 and Year 11 will form the final grade for the students.
Where can I get copies of practice papers from? (websites etc.)	n/a
What are the best ways to revise for this subject?	This subject requires you to produce a sketchbook of preparation and final pieces based upon the given theme of each project. It's important to note that this is the revision and there is no formal questions to revise for. This year, all evidence from sketchbook work and final pieces in Year 10 and Year 11 will form the final grade for the students.
What online and electronic resources might help with revision?	<p>GCSE ART students have access to online resources as well. KJS Sharepoint &amp; Showbie has exemplar books, exam preparation schedules and annotation support.</p> <p>Pinterest is a visual pin board where all the topics we study for the exam and coursework are represented.</p>
What other revision resources can I get?	Exemplar books in the department are always on hand to look through.
When are (will there be) revision sessions on for this subject?	Art has an open door policy for students to work in art rooms every week at lunch all year.
Top tips...	<p>Think about your strengths in terms of genre and then media. For example if my teachers and I think I am good at portraiture and colour work, I would then use this as a way to tackle the exam theme.</p> <p>Follow the preparation schedule/list- it is designed to ensure you meet the assessment objectives and therefore do a good exam.</p> <p>Our students regularly achieve over 80% 9-4 and that is because they stick to the preparation lists and hand the right amount of work at the end.</p>

Details of exams to be taken in this subject:	<p>Paper 1 Business 1: Business activity, marketing and people</p> <p>Paper 2 Business 2: Operations, finance and influences on business</p>
Where can I get copies of practice papers from? (websites etc.)	<p>Past exam papers are available on the OCR website or its learning:</p> <p>OCR website  <a href="http://www.ocr.org.uk/qualifications/gcse/business-j204-from-2017/assessment/">www.ocr.org.uk/qualifications/gcse/business-j204-from-2017/assessment/</a></p> 
What are the best ways to revise for this subject?	<ul style="list-style-type: none"> <li>• Use your GCSE Business e-book to revise and learn all the key terms and definitions</li> <li>• Revise exam technique and timings for each exam question</li> <li>• Complete past exam paper questions every week</li> </ul>
What online and electronic resources might help with revision?	<p>GCSE Business e-book (students have a log-in)</p> <p>Specific websites for revision:  <a href="http://www.bbc.co.uk/bitesize/examspecs/zhrphbk">www.bbc.co.uk/bitesize/examspecs/zhrphbk</a>  <a href="http://www.senecalearning.com">www.senecalearning.com</a>  <a href="http://www.tutor2u.net">www.tutor2u.net</a></p>   
What other revision resources can I get?	<p>Speak to your teacher or visit the Business Studies office in the Sixth Form if you need further resources to help.</p>
When are (will there be) revision sessions on for this subject?	<p>Revision sessions will begin on Wednesday 16th October 2025. These will take place afterschool in SF2 every Wednesday.</p>
Top tips...	<ul style="list-style-type: none"> <li>• Know what knowledge, skills and understanding are being tested by each exam paper (use knowledge organisers issued by your teacher)</li> <li>• Develop a strong understanding of the command words in exam questions. State, explain, analyse, evaluate (if you are unsure, speak to your teacher).</li> <li>• Practice exam technique – learn about key words and time management during the exam.</li> <li>• Revise now – it makes a massive difference to your performance.</li> <li>• Watch the news – keep up to date with recent business and economic news events.</li> <li>• Practice exam questions – the real ones will be very similar to those on past papers.</li> </ul>

# Combined Science (Trilogy)

AQA

Details of exams to be taken in this subject:	There are six papers: two biology, two chemistry and two physics. Each of the papers will assess knowledge and understanding from distinct topic areas. All are 1 hour 15 minutes. The papers combine to give a double GCSE grade.
Where can I get copies of practice papers from? (websites etc.)	<a href="https://www.aqa.org.uk/subjects/science/gcse/combined-science-trilogy-8464/assessment-resources">https://www.aqa.org.uk/subjects/science/gcse/combined-science-trilogy-8464/assessment-resources</a>  or  <a href="https://www.physicsandmathstutor.com">https://www.physicsandmathstutor.com</a> – for topic by topic Past Paper Question banks
What are the best ways to revise for this subject?	Use the revision schedule provided by the Science department. It is on the year 11 KJS Sharepoint page. Complete the practice papers and mark them. Learn the equations needed for the Physics exams
What online and electronic resources might help with revision?	Primrose Kitten Channel YouTube - summary videos for each topic, great for exam technique The Science Revision Channel Youtube - revision videos and test yourself videos Free Science Lessons YouTube – 2 min summaries My-gcsescience.com (£) in depth videos with past paper questions Senecalearning.com - brilliant resource, interactive Kerboodle – online textbook and quizzes <a href="https://www.bbc.com/bitesize/examspecs/z8r997h">https://www.bbc.com/bitesize/examspecs/z8r997h</a>
What other revision resources can I get?	Oxford revision guides and workbooks are available to buy online; make sure it is the AQA specification.
When are (will there be) revision sessions on for this subject?	Revision sessions will be held on Mondays after school in the science department. These will be starting in October for the mocks and then again from February.
Top tips...	Learn the key words and their meanings as a priority as you will need to use them in your answers. Revise little and often.



Details of exams to be taken in this subject:	Paper 1: Principles of Computer Science (1CP2/01) Paper 2: Application of Computational Thinking (1CP2/02)
Where can I get copies of practice papers from? (websites etc.)	Practice papers can be accessed via Teams
What are the best ways to revise for this subject?	<p>You will be given a revision checklist – use this to ensure you have covered all the topics.</p> <p>Every student will have access to Smart Revise <a href="https://smartrevise.online/">https://smartrevise.online/</a></p> <p>Knowledge organisers, retrieval activities and exam question practice will be available via Teams.</p> <p>We recommend using Python Sponge <a href="https://www.pythonsponge.com/">https://www.pythonsponge.com/</a> to practice coding at home.</p>
What online and electronic resources might help with revision?	<p>We recommend:</p> <p>Seneca learning</p> <p>Isaac Computing</p> <p>Ada Computing</p> <p>GCSE Bitesize Computer Science</p> <p>Craig n Dave videos on YouTube</p>
What other revision resources can I get?	We recommend REVISE Pearson Edexcel GCSE (9-1) Computer Science Revision Guide. Revision guides are available to buy online.
When are (will there be) revision sessions on for this subject?	<p>Revision sessions will start next week for Computer Science in L2 afterschool.</p> <p>Monday after school in L2, Paper 1 revision</p> <p>Wednesday lunchtime in L2 Coding practice</p>
Top tips...	<p>Practice Papers and model answers</p> <p>Online quizzes</p> <p>5 min mind mapping challenge on a topic without looking at your notes. After 5 mins check your answers and fill in any gaps.</p> <p>Find a revision buddy – someone who will motivate you and ask you challenging questions.</p>



# Computer Science GCSE

(continued)

Content Overview	Assessment Overview	
<p>Paper 1: Principles of Computer Science This paper will assess Topics 1 to 5.</p> <p>Topic 1: Computational thinking – understanding of what algorithms are, what they are used for and how they work; ability to follow, amend and write algorithms; ability to construct truth tables.</p> <p>Topic 2: Data – understanding of binary, data representation, data storage and compression.</p> <p>Topic 3: Computers – understanding of hardware and software components of computer systems and characteristics of programming languages.</p> <p>Topic 4: Networks – understanding of computer networks and network security.</p> <p>Topic 5: Issues and impact – awareness of emerging trends in computing technologies, and the impact of computing on individuals, society and the environment, including ethical, legal and ownership issues.</p>	<p>Computer systems (01) 75 marks 1 hour and 30 minutes Written paper</p>	<p><b>50% of total GCSE</b></p>
<p>Paper 2: Application of Computational Thinking This paper will assess Topic 6: Problem solving with programming.</p> <p>The main focus of this paper is:</p> <ul style="list-style-type: none"><li>understanding what algorithms are, what they are used for and how they work in relation to creating programs understanding how to decompose and analyse problems ability to read, write, refine and evaluate programs.</li></ul>	<p>Application of Computational Thinking (02) 75 marks  2 hours Onscreen examination</p>	<p><b>50% of total GCSE</b></p>



Details of exams to be taken in this subject:	<p>COMPONENT 1: : Understanding Drama. Section A (4), B (44) &amp; C (32). 1 hour 45 minutes. Open book. 40% of your GCSE. May/June 2025.</p> <p>COMPONENT 2: Devising Drama. Devised performance and completion of a devised log submitted during November 2025. 30% of your GCSE</p> <p>COMPONENT 3: Text in Practice. Performance of two extracts from the same play. March 2025. 30% of your GCSE.</p>
Where can I get copies of practice papers from? (websites etc.)	Your teachers, the AQA website, Teams.
What are the best ways to revise for this subject?	<p>In the first instance ensure you make excellent notes in your Noughts &amp; Crosses prompt copy.</p> <p>Past papers and timed essays.</p> <p>Learn a large bank of physical adjectives for each character.</p> <p>Use of your Knowledge Organisers.</p>
What online and electronic resources might help with revision?	AQA GCSE Drama website for past papers. There will be a copy of your knowledge organisers available on Teams. Re-watch 'A Streetcar Named Desire' on National Theatre online.
What other revision resources can I get?	Noughts & Crosses revision guide written by the department. Live Theatre revision guide written by the department. Noughts & Crosses The Text Guide. CGP.
When are (will there be) revision sessions on for this subject?	Your teacher will communicate this with you in lessons and the department notice board.
Top tips...	<p>Revise a little and often.</p> <p>Practice paragraphs on specific vocal and physical skills for the set text and live theatre performances.</p> <p>Learn physical adjectives. Timed essays.</p>

Details of exams to be taken in this subject:	<p>Unit 1: How Markets Work Written exam: 1 hour 45 minutes (80 marks).</p> <p>Unit 2: How the Economy Works Written exam: 1 hour 45 minutes (80 marks).</p> <p>For both papers there is a mix of multiple-choice questions, short, medium and longer essay-style questions.</p>
Where can I get copies of practice papers from? (websites etc.)	<p>Past exam papers are available on the AQA website:</p> <p>AQA website  <a href="http://www.aqa.org.uk/subjects/economics/gcse/economics-8136/assessment-resources">www.aqa.org.uk/subjects/economics/gcse/economics-8136/assessment-resources</a></p> 
What are the best ways to revise for this subject?	<ul style="list-style-type: none"> <li>• Learn key terms and economic definitions for all topics</li> <li>• Revise exam technique</li> <li>• Complete and mark past exam papers</li> </ul>
What online and electronic resources might help with revision?	<p>GCSE Economics Revision Guide / e-book  <a href="http://www.tutor2u.net">www.tutor2u.net</a></p> <p>100 Multiple choice Questions  <a href="http://www.tutor2u.net/economics/reference/gcse-economics-100-multiple-choice-revision-questions">www.tutor2u.net/economics/reference/gcse-economics-100-multiple-choice-revision-questions</a></p> <p>YouTube exam technique videos -you must watch the following:</p> 
What other revision resources can I get?	<p>Ask your teacher for practice questions or call to the business and economics office in Sixth Form for more support.</p>
When are (will there be) revision sessions on for this subject?	<p>Revision sessions will begin after February half term. The schedule will be confirmed in January</p>
Top tips...	<ul style="list-style-type: none"> <li>• Develop a strong understanding of the command words in exam questions. State, explain, analyse and evaluate (if you are unsure, speak to your teacher).</li> <li>• Learn all the key definitions</li> <li>• Practice exam technique – learn about key words and time management during the exam</li> <li>• Revise now – it makes a massive difference to your performance.</li> <li>• Watch the news – keep up to date with current macroeconomic news events.</li> <li>• Practice exam questions – the real ones will be very similar to those on past papers.</li> </ul>



Details of exams to be taken in this subject:	<p>Paper 1 – 1 hour 45 minutes Section A: Reading responses to a fictional text Section B: Narrative or descriptive writing</p> <p>Paper 2 – 1 hour 45 minutes Section A: Reading responses to two non –fiction texts Section B: Argument writing</p>
Where can I get copies of practice papers from? (websites etc.)	<p>Students will be given plenty of practice papers by their class teachers and should ask them directly if they need more.</p> <p>We ask students to avoid using papers directly from the AQA website as we use these for in class assessments.</p>
What are the best ways to revise for this subject?	<p>Follow our weekly revision schedule for English Language and Literature to ensure everything is covered in time for this exam.</p> <p>Students need to use their exercise books to revise language devices and structural devices. Students can return to their assessments to make sure they know the timings for the exams and the best approach to take for each question.</p> <p>To prepare for Paper 1, students should take any novel and practise the questions they have been completing in class e.g. how does the writer use language, how does the writer structure their ideas to interest the reader etc. They can also select a broadsheet comment article online and rehearse the same standard questions about language, identifying the writer's viewpoint that they will encounter on Paper 2.</p>
What online and electronic resources might help with revision?	<p>Mr Bruff has some good short revision videos on YouTube that go through an approach for each question.</p> <p>BBC bitesize has some useful content but it is not necessarily for students aiming for top end grades, they would be best to primarily use their books and teacher's guidance.</p>

# English Language

(continued)

What other revision resources can I get?	York Notes and CGP books are useful summaries. All English teachers can provide banks of papers and model responses to support students of all levels.
When are (will there be) revision sessions on for this subject?	<p>Revision will take place in class, alongside regular teaching, from after half term alongside the revision schedule we have given to all students for the mocks, which they are expected to complete at home.</p> <p>Our formal revision period for the final exams will begin in January with full details to follow.</p>
Top tips...	<ul style="list-style-type: none"><li>• English Language is about skills so practise as much as possible. Looking back at your feedback from previous assessments will really help.</li><li>• Make sure you know the timing for each question and you have revised the best approach to take for each one.</li><li>• Practise planning out your writing by finding images for the narrative/descriptive questions and make a list of arguments you might be asked to construct.</li><li>• Remember that the questions worth the most marks come towards the end of the paper so make sure you get to them even if you have to stop answering a previous question before you really feel you have finished.</li><li>• Make sure you plan all your responses to the writing question and don't underestimate the importance of proof reading.</li></ul>



Details of exams to be taken in this subject:	<p>Paper 1 – 1 hour 45 minutes</p> <p>Section A: Essay in response to an extract from Macbeth</p> <p>Section B: Essay in response to an extract from A Christmas Carol</p> <p>Paper 2 – 2 hours 15 minutes</p> <p>Section A: Essay in response to a choice of questions on ‘Lord of the Flies’</p> <p>Section B: Essay comparing two poems from the ‘Conflict’ collection</p> <p>Section C: An essay responding to an unseen poem and a further short essay comparing two unseen poems.</p>
Where can I get copies of practice papers from? (websites etc.)	<p>Students will be given plenty of practice papers by their class teachers and should ask them directly if they need more. It is easy for them to make their own questions up for rehearsal by selecting a passage from their texts and making a sensible question up.</p> <p>We ask students to avoid using papers directly from the AQA website as we use these for in class assessments.</p>
What are the best ways to revise for this subject?	<p>The best way to prepare for this exam is to follow the weekly revision schedule we have given to all students. It covers both language and literature.</p> <p><b>Macbeth/A Christmas Carol/ Lord of the Flies</b></p> <ul style="list-style-type: none"> <li>• Reread/watch the texts or go over chapter summaries in exercise books.</li> <li>• Create mindmaps for characters, themes and symbols in each text</li> <li>• Group key quotations around themes, characters and key events and learn them by making flashcards. Learn short, memorable quotations that can be used for a range of questions.</li> </ul> <p><b>Conflict Poetry</b></p> <ul style="list-style-type: none"> <li>• Go over notes for each poem in your class anthology</li> <li>• Make up questions using the stem: ‘Compare the way power/ conflict is seen in and one other poem’</li> </ul> <p><b>Unseen Poetry</b></p> <ul style="list-style-type: none"> <li>• Select random poems online through a website like ‘Poemhunter’ and practise writing a response.</li> <li>• Find two poems on the same topic to practise comparing them. See your teacher for some examples if you need them.</li> </ul>
What online and electronic resources might help with revision?	<p>Mr Bruff has some good videos on the Conflict poems. Searching for ‘revision videos’ on any of your texts will bring up large numbers of online revision videos on Youtube. <a href="http://www.sparknotes.com">www.sparknotes.com</a> and <a href="http://www.litcharts.com">www.litcharts.com</a> have some useful summaries and notes on themes.</p>

# English Literature

(continued)

What online and electronic resources might help with revision?	York Notes and CGP books are useful summaries. All English teachers can provide banks of papers and model responses to support students of all levels.
What other revision resources can I get?	York Notes and CGP books are useful summaries. All English teachers can provide banks of papers and model responses to support students of all levels.
When are (will there be) revision sessions on for this subject?	Revision will take place in class from after half term alongside the revision schedule we have given to all students for the mocks. Our formal revision period for the final exams will begin in January with full details to follow.
Top tips...	<ul style="list-style-type: none"><li>• Learning quotations is important but it is not as important as knowing the characters, themes and writer's intentions. Make sure quotation learning is not the only revision you do.</li><li>• Make sure you know how long you should spend on each question before you go into the exam.</li><li>• 'Macbeth' and 'Lord of the Flies' have 4 extra marks available for spelling, punctuation and grammar so make sure you proof read those answers.</li><li>• Watching film adaptations is a good way to revise key events and characters. You can then focus in on key moments to reread directly from the text.</li></ul>

# Ethics, Religion and Life

## Edexcel: GCSE (9-1) Religious Studies B - Beliefs in Action. 1RB0

Details of exams to be taken in this subject:	Paper 1: Religion and Ethics option 1B - Christianity. Paper 2: Religion, Peace and conflict option 4C - Islam.
Where can I get copies of practice papers from? (websites etc.)	<a href="https://qualifications.pearson.com/en/qualifications/edexcel-gcses/religious-studies-b-2016.html">https://qualifications.pearson.com/en/qualifications/edexcel-gcses/religious-studies-b-2016.html</a>  Select GCSE Selects subject Selects Religious Studies B  Additionally, a wider collection of possible questions will be made available to pupils prior to the Christmas holidays.
What are the best ways to revise for this subject?	Practice exam questions Revise exam techniques - how long to spend on each question/ how many points to make on each question Mind maps Concept maps Vocabulary tests Flash cards
What online and electronic resources might help with revision?	Pupils and parents will be provided with an electronic copy of the revision schedule which has revision tasks and relevant video links on it. Edexcel website has past papers and mark schemes. KJS Sharepoint has all lesson plans and schemes of learning.
What other revision resources can I get?	Revision guides can be purchased from school Ask your teacher for practice questions and model answers
When are (will there be) revision sessions on for this subject?	Monday lunch (invite only) Monday after school (all welcome)
Top tips...	Start revising early and do regularly practice exam questions.

# Food Preparation & Nutrition

AQA

Details of exams to be taken in this subject:	<p>50% Coursework, 50% Exam</p> <p>Coursework is made up of 2 components</p> <p>NEA1- 10 hour Food Investigation 15%</p> <p>NEA2- 20 hour Food Preparation and Nutrition 35%</p> <p>NEA 1 will be completed in the autumn term before Christmas.</p> <p>NEA 2 will be completed early in the new year and will include a 3 hour assessed practical; the date of which will be confirmed nearer the time. A mock exam will be given as practice, the date will be confirmed.</p>
Where can I get copies of practice papers from? (websites etc.)	These are available on the AQA website under food preparation and nutrition or ask your class teacher. Alternatively use the practice questions in the revision guide or the digital book.
What are the best ways to revise for this subject?	<ul style="list-style-type: none"><li>• Revision guides and combined practice work books have been added to ParentPay</li><li>• The course textbook is available online – AQA GCSE Food Preparation &amp; Nutrition – Anita Tull, Garry Littlewood. ISBN - 9781908682789</li><li>• The digital book is an online copy of the course text book, students have been given login details, this can be accessed at home for revision, practice questions etc.</li><li>• Learn subject specific terminology for techniques and other keywords</li><li>• Revise exam technique- understanding how long to spend on a question/how to answer them/command words etc.</li><li>• Topics to revise: Nutritional needs, Food Choice, Food Safety, Food Science and Food Provenance</li></ul>
What online and electronic resources might help with revision?	<p>AQA Website</p> <p>AQA Food Preparation and Nutrition Digital Book</p> <p>Food Fact of Life</p> <p>Love Food Love Science Website (IFST.ORG)</p>
What other revision resources can I get?	<p>Revision guides, textbook, digital book</p> <p>Notebooks from class</p>
When are (will there be) revision sessions on for this subject?	Revision strategies and content will commence in lessons from February
Top tips...	<ul style="list-style-type: none"><li>• Cook regularly at home and practice your food presentation skills</li><li>• When cooking at home think through the scientific processes involved at each stage this will help with food science revision</li><li>• Keep on track with the controlled assessment deadlines</li><li>• Learn the command words in exam questions (see page 328 course textbook/digital book)</li><li>• Study any data questions carefully, check the units of measurement and ensure you are interpreting the question correctly</li></ul>



Details of exams to be taken in this subject:	<p><b>Paper 1:</b> Living with the Physical Environment 1 hour 30 minutes</p> <p><b>Paper 2:</b> Challenges in the human environment 1 hour 30 minutes</p> <p><b>Paper 3:</b> Geographical application and skills: 1 hour 30 minutes</p>
Where can I get copies of practice papers from? (websites etc.)	<p>AQA/Geography/GCSE (8035)</p> <p>CGP white work book (Students have these)</p>
What are the best ways to revise for this subject?	<p>Mind maps and knowledge organisers</p> <p>Complete CGP books white workbook</p> <p>Case study flash cards (CGP books)</p> <p>Learning vocabulary lists for all topics (Purple sheet in books)</p> <p>Past paper practice</p> <p>Attending after school revision sessions</p>
What online and electronic resources might help with revision?	<p><a href="http://www.bbc.com/bitesize">www.bbc.com/bitesize</a></p> <p><a href="http://www.aqa.org">www.aqa.org</a> (Past papers)</p> <p><a href="http://www.kerboodle.com">www.kerboodle.com</a> (all students have access to the online textbook)</p> <p><a href="http://www.senecalearning.com">www.senecalearning.com</a></p> <p><a href="http://www.gojimo.com">www.gojimo.com</a></p>
What other revision resources can I get?	<p>Hodder revision guide &amp; CGP workbook</p> <p>Department revision sessions and resources voiced PowerPoints on KJS Sharepoint.</p> <p>Yellow department revision guide – this is a weekly programme which guides students through their revision for the mock exams and real exams.</p>
When are (will there be) revision sessions on for this subject?	<p>After school sessions, a text to parents will go out when these start. We will also have time to revise in class.</p>
Top tips...	<ul style="list-style-type: none"> <li>• Follow the department revision programme</li> <li>• Complete the past questions in the white workbook</li> <li>• Get someone to test you on your case studies and theory</li> <li>• Attend the department revision sessions</li> </ul>

# History

## Edexcel

Details of exams to be taken in this subject:	<b>Paper 1= Medicine 1 hour 15 minutes</b> <b>Paper 2= Superpowers in the Cold War and Anglo Saxons and Normans 1 hour 45 minutes</b> <b>Paper 3 =Weimar and Nazi Germany 1 hour 20 minutes</b>
Where can I get copies of practice papers from? (websites etc.)	There are practice questions on KJS Sharepoint, and there are specimen materials available from <a href="https://qualifications.pearson.com/en/qualifications/edexcel-gcses/history-2016.html">https://qualifications.pearson.com/en/qualifications/edexcel-gcses/history-2016.html</a>
What are the best ways to revise for this subject?	<ul style="list-style-type: none"><li>• Stick to your revision timetable provided by your history teacher</li><li>• Timelines, mindmaps, thinking quilts, match ups, colour codes, famous faces profiles, flashcards, tables, fact tests.</li><li>• Bullet point summaries of key facts on each topic.</li><li>• Use different colours and number points. Little symbols may help you to remember.</li><li>• Use the lists of exam questions on KJS Sharepoint and make bullet point plans for answering them</li><li>• Use the activities in the revision guides.</li></ul>
What online and electronic resources might help with revision?	There are other revision booklets made by your teachers available on KJS Sharepoint. There are also revision summary sheets available on KJS Sharepoint. Try Seneca History GCSE ' for ready made flashcards and quizzes but ensure they are exactly the topics on your paper.- use links provided by Miss Moss on KJS Sharepoint. BBC Teach has lots of videos- these are also on KJS Sharepoint. Quizizz and Seneca links are on the KJS Sharepoint calendar every day. There are also revision guides and e-textbooks on KJS Sharepoint in resources as well as other revision resources. Planet E-Stream has useful documentaries and films to enrich your learning- search for Medicine, Germany, Cold War or Saxons and Normans to find them.
What other revision resources can I get?	Pearson Revision guides specific to this exam can be purchased at a discounted price through school after October half term. It is recommended you buy these in Year 10 so you can get maximum use from them.
When are (will there be) revision sessions on for this subject?	<ul style="list-style-type: none"><li>• Mr Green offers a history drop in session for his year 11 class on a Wednesday lunchtime in L12.</li><li>• Mrs Adams offers a history drop in session for her year 11 class on a Thursday lunchtime in L14</li><li>• Mrs Cermak offers a history drop in session for her year 11 class on a Thursday lunchtime in L8</li><li>• There are revision videos on KJS Sharepoint which cover the content of the course as well as key exam technique for all the different question styles. These are in History Courses Y112023-2024&gt;GCSE revision&gt; Exam Technique Videos or Exam Content Videos.</li></ul>
Top tips...	<ul style="list-style-type: none"><li>• Revise a little and often- you do need to remember key people, key events, key words etc. Don't stress too much about dates unless it is a clear turning point!</li><li>• Use mindmaps, pictures and colour to help it stick in your memory</li><li>• Allow time to revise all topics more than once.</li><li>• Practice exam questions after each topic.</li><li>• Get family and friends to test you.</li><li>• Use Seneca or homemade flashcards and revision- link is on KJS Sharepoint.</li></ul>

# Level 1/2 Hospitality & Catering

WJEC



Details of exams to be taken in this subject:	<b>40% Written Examination – UNIT 1 – The Hospitality and Catering Industry</b>  <b>60% Controlled Assessment (NEA TASK) – UNIT 2 – Hospitality and Catering in Action</b>
Where can I get copies of practice papers from? (websites etc.)	WJEC Website, your class Teacher and in the revision guide you had the opportunity to purchase at the beginning of Year 10
What are the best ways to revise for this subject?	<ul style="list-style-type: none"><li>• Revision guides</li><li>• Learn subject specific terminology for techniques and other keywords</li><li>• Student workbook</li><li>• Cook regularly at home and note any changes to recipes or any contingencies you may put in place for a successful result</li></ul>
What online and electronic resources might help with revision?	<ul style="list-style-type: none"><li>• WJEC website</li><li>• BBC Bitesize</li><li>• Food Fact of Life (website)</li><li>• BBC GoodFood Recipe's</li></ul>
What other revision resources can I get?	<ul style="list-style-type: none"><li>• Revision guide and workbook combined</li><li>• Student workbook</li></ul>
When are (will there be) revision sessions on for this subject?	Coursework catch up sessions will run Monday-Thursday lunchtime in D7
Top tips...	<ul style="list-style-type: none"><li>• Make the most of the lesson time to complete coursework</li><li>• When cooking at home think through the processes involved at each stage this will help with the planning of your Food exam</li><li>• Cook regularly at home and note any changes to recipes or any contingencies you may put in place for a successful result</li><li>• Practice presenting any food or meals made at home with new and emerging trends/techniques – thegrocer.co.uk</li></ul>

Details of exams to be taken in this subject:	<p>Exam – 25%</p> <p>R081 – Pre-Production Skills. 1-hour 15minutes. (January 2023)</p> <p>Controlled Assessment – 75%</p> <p>R082 – Digital Graphics, already completed. (25%)</p> <p>R089 – Creating Digital video sequences, Deadline November. (25%)</p> <p>R087 – Creating interactive multimedia products. Deadline April 2023 (25%)</p>
Where can I get copies of practice papers from? (websites etc.)	Practice papers can be found in Teams, all students have access to this resource online.
What are the best ways to revise for this subject?	<ul style="list-style-type: none"><li>• Mind mapping of the topics is a good way to make sure you have understood the main elements of the course.</li><li>• Think about the stages done in the Controlled Assessments to help with the exam.</li><li>• Practice using skills. Loads of videos explaining how to do the required skills.</li><li>• Look back at all the skills and knowledge learnt in Year 10 on project management.</li></ul>
What online and electronic resources might help with revision?	<p>Students can access Teams from any computer, this contains all lesson-based presentations.</p> <p>Students can keep up to date with all lessons through Teams, checking on the work done to ensure understanding.</p> <p>Students hand in work and receive feedback through Teams.</p> <p>All students have been given access to KNOW IT ALL NINJA <a href="https://www.knowitallninja.com/">https://www.knowitallninja.com/</a></p>
What other revision resources can I get?	<p>We recommend OCR Creative iMedia Levels 1/2: Illustrated Revision and Practice (ClearRevise OCR Creative iMedia)</p> <p>Levels 1/2 J834 (R093, R094))</p>
When are (will there be) revision sessions on for this subject?	Revision sessions and coursework catch will be available in S15 afterschool and lunchtimes. TBC
Top tips...	<ul style="list-style-type: none"><li>• Practice Papers and model answers</li><li>• Online quizzes</li><li>• 5 min mind mapping challenge on a topic without looking at your notes. After 5 mins check your answers and fill in any gaps.</li><li>• Find a revision buddy – someone who will motivate you and ask you challenging questions.</li></ul>



Details of exams to be taken in this subject:	<p><b>Unit 1 – Listening 25% (35 minutes Foundation, 45 minutes Higher)</b></p> <p><b>Unit 2 – Speaking 25% (7-9 minutes Foundation, 10-12 minutes Higher)</b></p> <p><b>Unit 3 – Reading 25% (45 minutes Foundation, 60 minutes Higher)</b></p> <p><b>Unit 4 – Writing 25% (70 minutes Foundation, 75 minutes Higher)</b></p>
Where can I get copies of practice papers from? (websites etc.)	Exam papers will be done in class over the forthcoming months to help you appreciate the format in advance.
What are the best ways to revise for this subject?	<ul style="list-style-type: none"> <li>• The revision guides and workbooks (see below) are excellent resources which will help you organise your revision and fully prepare for the exam.</li> <li>• There are lists of vocabulary which are topic based, audio files available to download and hints to support your exam technique</li> </ul>
What online and electronic resources might help with revision?	<ul style="list-style-type: none"> <li>• <a href="http://bbc.co.uk/schools/gcsebitesize">bbc.co.uk/schools/gcsebitesize</a></li> <li>• <a href="http://languagesonline.org.uk">languagesonline.org.uk</a></li> <li>• Pearson activehub</li> </ul>
What other revision resources can I get?	<p>Grammar and Translation Workbooks:</p> <p>AQA French ISBN: 978 1292 757384 AQA German ISBN: 978 1292 757377</p> <p>AQA GCSE French Revision Guide ISBN: 978 1292 471686 AQA GCSE French Revision Workbook ISBN: 978 1292 739755</p> <p>AQA GCSE German Revision Guide ISBN: 978 1292 739694 AQA GCSE German Revision Workbook ISBN: 978 1292 471754</p>
When are (will there be) revision sessions on for this subject?	There will be a mix of ‘invite only’ interventions and group sessions in the new year. These will be confirmed with you via your class teacher.
Top tips...	<p>Look out for the extra sessions that we will be offering!</p> <p>Remember to start your revision early – effective language learning and application needs to be little and often!</p>

# Mathematics

## AQA 8300F or 8300H

Details of exams to be taken in this subject:	<p>Paper 1 Paper 2 Paper 3</p> <p>All papers are 1 hour 30 minutes. Paper 1 is non-calculator; Papers 2 &amp; 3 are calculator.</p>
Where can I get copies of practice papers from? (websites etc.)	<p>AQA papers will be available from class teachers during the revision period</p> <p>All exam board Mathematics specifications are the same, so using Edexcel papers to practice at home is good practice and doesn't interfere with in-school work and assessment. AQA papers from the old specification 4365 are still relevant and good for revision.</p>
What are the best ways to revise for this subject?	<p>Practice, practice and more practice! Completing past papers and looking up any topics that occur that you are not sure about.</p>
What online and electronic resources might help with revision?	<p>CorbettMaths is the best place to access online video tutorials and practice questions separated by topic. Your Learning Journeys have a list of relevant videos for each topic of every Learning Cycle. You should focus your revision on areas you find difficult; these will be highlighted by your teacher after homework and assessments, and you will be able to identify them yourself when completing retrieval practice starters in lessons. After your mock examinations you will also receive a colour coded "RAG sheet" which will further guide your independent study.</p>
What other revision resources can I get?	<p>The Maths Department recommend the CGP AQA Revision Guides and Exam Practice Workbooks which are available on Amazon.</p>
When are (will there be) revision sessions on for this subject?	<p>Supported study sessions will be provided in the run-up to the examination period</p>
Top tips...	<ul style="list-style-type: none"><li>• Use Corbett Maths to identify and practise your weakest areas</li><li>• Use past papers to practise exam technique, using the mark scheme to check your understanding</li><li>• Redo the questions you had got wrong.</li></ul>



Details of exams to be taken in this subject:	<b>COMPONENT 1: Listening and Appraising Music Examination duration: 1 hour 30 minutes</b>
Where can I get copies of practice papers from? (websites etc.)	Eduqas Music website. Your teachers.
What are the best ways to revise for this subject?	<ul style="list-style-type: none"> <li>• Ensure you make excellent notes on your set work pieces.</li> <li>• Past papers</li> <li>• Ensure you are familiar with keywords and definitions from all areas of study.</li> <li>• Complete listening homework</li> </ul>
What online and electronic resources might help with revision?	Eduqas GCSE Music website has lots of resources
What other revision resources can I get?	Eduqas Music GCSE Revision Guide Rhinegold Education
When are (will there be) revision sessions on for this subject?	Tuesday after school. All welcome.
Top tips...	<ul style="list-style-type: none"> <li>• Revise a little and often.</li> <li>• Have set works on your iPod/listening device and be familiar with them.</li> <li>• Listen to a wide range of music of your choice thinking about the elements of music</li> <li>• Ensure you are using musical language fluently when discussing or writing about music.</li> </ul>

Details of exams to be taken in this subject:	<p>COMPONENT 1: Exploring the Performing Arts. Rehearsals, workshops, coursework/presentation.</p> <p>COMPONENT 2: Developing Skills and Techniques in the Performing Arts. Rehearsals, Scripted Performance and supporting written milestones.</p> <p>COMPONENT 3: Performing to a Brief. Workshops, Devised Performance, 3 x Written Milestones (Exam Conditions) – Ideas, Skills and Evaluation.</p>
Where can I get copies of practice papers from? (websites etc.)	<ul style="list-style-type: none"><li>• Teams.</li><li>• Your teachers.</li></ul>
What are the best ways to revise for this subject?	<p>Revisit key vocabulary and sentence starters.</p> <p>Look over previous examples and your own work from Year 10 to revisit structure of your written work.</p> <p>Watch live Theatre</p> <p>Learn a large bank of physical and vocal adjectives for your characters.</p> <p>Use of your Knowledge Organisers.</p>
What online and electronic resources might help with revision?	<p>AQA GCSE Drama Bitesize Revision on Vocabulary for Skills/ Techniques</p> <p>Digital Theatre Online for Live Theatre</p> <p>YouTube for Plays and Practitioners</p>
What other revision resources can I get?	<p>Past papers from BTEC will be provided by your teachers. You can look at examples of coursework from previous years to clarify structure and content.</p>
When are (will there be) revision sessions on for this subject?	<p>Your teacher will communicate this with you in lessons and the department notice board.</p>
Top tips...	



Details of exams to be taken in this subject:

**Paper 1: 1 hour and 30 minutes. 36% of the qualification (80 marks)**

The assessment consists of multiple choice, short-answer, long-answer and one extended writing question.

Use of data is embedded throughout the paper where appropriate.

**Section A**

Questions are focused on Applied anatomy & physiology plus Movement Analysis

**Section B**

Questions are focused on Physical Training

**Section C**

One 9 mark question linked to Physical Training

**Paper 2: 1 hour and 15 minutes. 24% of the qualification (60 marks)**

The assessment consists of multiple choice, short-answer, long-answer and one extended writing question.

Use of data is embedded throughout the paper where appropriate.

**Section A**

Questions are focused on Health, Fitness & Well-being

**Section B**

Questions are focused on Sport Psychology and Socio-cultural influences

**Section C**

One 9 mark question linked to Sport Psychology and Socio-cultural influences

**GCSE PE Practical Assessment – 30% of GCSE**

Internally marked and externally moderated

3 Practical Sports- 105 marks:- 35 marks per activity (10% Each)

The 3 practical sports must be at least one team sport and one individual sport. The 3rd can be either.

Students will be assessed against set assessment criteria found in the Pearson Edexcel- Ask your teacher for a copy.

Moderation will take place. We will record all assessment sessions for video evidence. Students completing sports outside of school must provide video evidence by the end of January 2026.

**GCSE PE Coursework – 10% of GCSE**

Completed internally during core PE lessons and is externally moderated.

- Marked out of 20 and equates to 10%.
- Students carry out a Personal Exercise Programme and then must produce a 1500 word analysis of what they did.
- It must include the planning, results and a fully justified evaluation.

Where can I get copies of practice papers from? (websites etc.)	<ul style="list-style-type: none"> <li>• Edexcel Website</li> <li>• Past Papers- Available from PE office</li> <li>• Revision world</li> </ul>
What are the best ways to revise for this subject?	<p>Choose the technique that works best for you – not what your friends say Mind Maps, Revision Cards, Make Notes, Clear Layout, Use Highlighters, Use Diagrams, Use Class Notes, Use Google Drive, Past Papers, Revision Guides and Textbooks (Edexcel). Reinforcing your memory – get someone to test you from the notes or resources that you have made.</p> <p><b>Topics to cover...</b></p> <p><b>Paper 1:</b> Anatomy and Physiology Movement analysis Physical training Use of Data (interpreting tables, graphs)</p> <p><b>Paper 2:</b> Health, fitness and well-being Sport psychology Sport, society and culture Use of Data (interpreting tables, graphs)</p>
What online and electronic resources might help with revision?	<p>Quizlet Kahoot Sterno PE Seneca Learning Everlearner</p>
What other revision resources can I get?	<ul style="list-style-type: none"> <li>• Use your teachers</li> <li>• EverLearner</li> <li>• Instagram - GCSE kjs_gcsepe</li> <li>• Revision Guide / workbook</li> </ul>
When are (will there be) revision sessions on for this subject?	<p>Intervention after school and at lunch will be with Miss Burn. Dates and times TBC.</p> <p>Revision sessions will be put on at lunch and afterschool shortly.</p> <p>Practical Intervention will focus on individual sports including dance, table tennis and badminton.</p>
Top tips...	<ul style="list-style-type: none"> <li>• Answer ALL questions</li> <li>• Underline Key words in Q's</li> <li>• Identify how many marks are awarded for each question before answering and decide how to weight your response</li> <li>• SPECIFIC sporting examples i.e. SET SHOT in basketball</li> <li>• Begin now - don't leave it too late!</li> </ul>



Details of exams to be taken in this subject:	<p>Written exam: 2 hours 50% of GCSE (100 marks)</p> <p>Section A – Core technical principles (20 marks) A mixture of multiple choice and short answer questions assessing a breadth of technical knowledge and understanding.</p> <p>Section B – Specialist technical principles (30 marks) Several short answer questions (2–5 marks) and one extended response to assess a more in depth knowledge of technical principles.</p> <p>Section C – Designing and making principles (50 marks) A mixture of short answer and extended response questions PLUS...</p> <p>NEA (Non exam assessment) 50% of GCSE Substantial design and make task</p> <p>Assessment criteria:</p> <ul style="list-style-type: none"> <li>• Identifying and investigating design possibilities</li> <li>• Producing a design brief and specification</li> <li>• Generating design ideas</li> <li>• Developing design ideas</li> <li>• Realising design ideas</li> <li>• Analysing &amp; evaluating</li> </ul> <p>Students will produce a number of prototypes and a portfolio of evidence Work will be marked by teachers and moderated by AQA</p>
Where can I get copies of practice papers from? (websites etc.)	Find past papers on the AQA site at: <a href="https://www.aqa.org.uk/find-past-papers-and-mark-schemes">https://www.aqa.org.uk/find-past-papers-and-mark-schemes</a>
What are the best ways to revise for this subject?	<p>Use all notes and resources from lessons e.g. your Materials poster etc</p> <p>Make connections with what you are covering with your NEA. A lot of the theory content relates to your design and make task</p> <p>Use the world around you to pick up knowledge of materials and their application as well as issues relating to design</p>
What online and electronic resources might help with revision?	GCSE Bitesize/Design & Technology <a href="http://technologystudent.com">technologystudent.com</a>
What other revision resources can I get?	Revision guides and workbooks can be ordered through school.
When are (will there be) revision sessions on for this subject?	There will be a mix of ‘invite only’ interventions and group sessions in the new year. Dates and times TBC.
Top tips...	<ul style="list-style-type: none"> <li>• Look at all aspects of your life and apply them to DT theory. For example; packaging, recycling, energy production and storage, inclusive design, ergonomics etc. Make the knowledge applicable to you.</li> </ul>

# Product Design - 3D

AQA

Details of exams to be taken in this subject:	<p>In GCSE 3D Design we have a final 10-hour Practical assessment. This will take place in May each year and is often the first GCSE assessment of the year.</p> <p>You will sit a two-day mock practical assessment in January, where you will be making your final product for project 2.</p> <p>The final, 3D assessed practical activity, takes place in May. The themes for the exam are released in January and so you have from February to May to prepare for the assessment.</p>
Where can I get copies of practice papers from? (websites etc.)	n/a
What are the best ways to revise for this subject?	This subject requires you to produce a sketchbook of preparation based upon the exam theme which is issued in January by the exam board. This is usually undertaken over 8 to 10 weeks prior to the ten hour exam. It's important to note that this is the revision and there are no formal questions to revise for.
What online and electronic resources might help with revision?	Pinterest is a visual pin board where all the topics we study for the exam and coursework are represented.
What other revision resources can I get?	Exemplar Sketchpads can be found on Pinterest and YouTube.
When are (will there be) revision sessions on for this subject?	3D Design has an open door policy for students to work in IT rooms or workshops every week at lunch all year. We also support students by providing at least one after school session day tbc.
Top tips...	<p>Think about your strengths in terms of material area. For example, if my teachers think I am good at working with wood or metal then I would use this as a way to tackle the exam theme.</p> <p>Follow the preparation schedule/list- it is designed to ensure you meet the assessment objectives and therefore produce a good final outcome.</p>



Details of exams to be taken in this subject:	There are 2 papers per Science: two biology, two chemistry and two physics. Each of the papers will assess knowledge and understanding from distinct topic areas. All are 1hr 45mins. You will get 3 separate GCSE grades.
Where can I get copies of practice papers from? (websites etc.)	<a href="https://www.aqa.org.uk/subjects/science/gcse/biology-8461/assessment-resources">https://www.aqa.org.uk/subjects/science/gcse/biology- 8461/assessment-resources</a> <a href="https://www.aqa.org.uk/subjects/science/gcse/chemistry-8462/assessment-resources">https://www.aqa.org.uk/subjects/science/gcse/chemistry- 8462/assessment-resources</a> <a href="https://www.aqa.org.uk/subjects/science/gcse/physics-8463/assessment-resources">https://www.aqa.org.uk/subjects/science/gcse/physics- 8463/assessment-resources</a> <a href="https://www.physicsandmathstutor.com/">https://www.physicsandmathstutor.com/</a> – for topic by topic Past Paper Question banks
What are the best ways to revise for this subject?	Use the revision schedule provided by the Science department. It is on the year 11 KJS Sharepoint page. Checkpoint quizzes have been assigned for each topic in the exams. Do these then complete the practice papers and mark it. Learn the equations needed for the Physics exams
What online and electronic resources might help with revision?	Primrose Kitten Channel YouTube - summary videos for each topic, great for exam technique The Science Revision Channel Youtube - revision videos and test yourself videos Free Science Lessons YouTube – 2 min summaries My-gcsescience.com (£) in depth videos with past paper questions Senecalearning.com - brilliant resource, interactive Kerboodle – online textbook and quizzes <a href="https://www.bbc.com/bitesize/examspecs/z8r997h">https://www.bbc.com/bitesize/examspecs/z8r997h</a>
What other revision resources can I get?	Oxford revision guides and workbooks are available to buy online. Make sure they are for AQA Biology, Chemistry and Physics separate Sciences, not Combined Science.
When are (will there be) revision sessions on for this subject?	Revision sessions will be held on Mondays after school in the science department. These will be starting in October for the mocks and then again from February.
Top tips...	Learn the key words and their meanings as a priority as you will need to use them in your answers. Revise little and often.



# Textile Design

## AQA

Details of exams to be taken in this subject:	<p>In GCSE Textile Design we have a final 10-hour exam. This will take place in April/ May each year and is often the first exam of the year.</p> <p>You will have a mock exam in January where your final product for project 2 will be made.</p> <p>The themes for the exam are released in January. You have from February to April/May to prepare for the exam.</p>
Where can I get copies of practice papers from? (websites etc.)	n/a
What are the best ways to revise for this subject?	This subject requires you to produce a sketchbook of preparation based upon the exam theme which is issued in January by the exam board. This is usually undertaken over 8 to 10 weeks prior to the ten hour exam. It is important to note that this is the revision and there are no formal questions to revise for.
What online and electronic resources might help with revision?	Pinterest is a visual pin board where all the topics we study for the exam and coursework are represented.
What other revision resources can I get?	Exemplar sketchpads can be found on Pinterest and YouTube.
When are (will there be) revision sessions on for this subject?	Textile Design has an open door policy for students to work in textile rooms every week at lunch all year. We also support students by providing after school sessions once a week 3.30 until 4.30pm – students will be advised each week of which day this will be.
Top tips...	<p>Think about your strengths in terms of media. For example, if my teachers and I think I am good at embroidery and applique, I would then use this as a way to tackle the exam theme.</p> <p>Follow the preparation schedule/list- it is designed to ensure you meet the assessment objectives and therefore do a good exam.</p>

# Research & Digest

## STUDENT EDITION



## HOW TO ... REVISE

Students at King James's are preparing for their exams. And every year they are a bit overwhelmed by how much they have to learn, and don't really know how to go about it. Luckily for you, researchers all over the world have been looking into this over the past few decades, and what they've found is really, really helpful. To make use of it, you just have to accept a few facts:

1. The first fact is that you are all going to be examined on a lot of skills and content, which will cover the topics you have studied for your GCSEs.
2. The second is that you have a limited amount of time in which to prepare for this. When we hand out our revision guides and do assemblies to help you prepare it feels like there is plenty of time to prepare. Unfortunately time is limited so you need to start revising as soon as possible.
3. The third fact is that your brains work in surprisingly similar ways to the brains of all students all over the world. What works, works, even if you don't like the sound of it.

So the good news is that there is a lot of research out there which tells us precisely how you can use your precious, limited time to learn a lot of material for a lot of exams over the course of a few weeks. Yes, there is such a thing as good revision and bad revision. How much you're doing matters, but the way in which you spend your time is even more important. In fact, the simplest way to look at revision techniques is to divide them up into the good, the bad and the ugly.

### GOOD 😊

**Let's start with the good.** There are a handful of revision techniques which have been shown, time and again, to be highly effective. I'll take you through them one by one, but of course you'll want to mix them up on your timetable.

- The first is known as The Testing Effect. Testing yourself, or being tested, makes you significantly better at remembering stuff. Now, in the short term, testing has a small positive effect - it's a good thing to do when you've got an exam tomorrow. Over the medium to long term, it has a really powerful effect, so it's an excellent thing to do when you've got a test in a month, or two months, or three. In one study, researchers put students into groups: one group studied the material on four occasions (SSSS); another group studied the material once before testing themselves on it three times (STTT). When they were examined on the material a week later, guess which group remembered the most? The SSSS group had read the material an average of 14.2 times and remembered 40% of it in the exam. The STTT group, who only had the chance to read the material an average of 3.4 times, remembered a whopping 61% of the content. Self-testing works. And it doesn't have to be complicated - flash cards are perfect, as is having a go at practice questions. Ask your teachers for subject-specific suggestions (and regular tests!). The reason that psychologists think this is so effective is that by testing yourself you are practising recalling information. In an exam, you have to remember things. So practising remembering those things makes you do well in exams.

- Another thing that works really well is known as interleaved practice. Essentially, this just means mixing things up. So rather than doing nothing but French one day and then lots and lots of science the next, spend half an hour on one subject before having a quick break and switching to another. Jump from topic to topic. This is particularly important when preparing for any sort of performance (and an exam is most definitely a performance). Lots of top athletes, musicians and so forth use it. The reason it matters is that when we're performing, we don't have time to warm up and get into the zone. You might be great at answering questions on the laws of thermodynamics after ten minutes spent revising them, but that's very different to having to answer a question on them in the middle of an exam when you've just been concentrating on writing about electrical circuits. To be good at jumping between topics, you need to practice jumping between topics.
- Finally, distributed practice really matters when you're preparing for your GCSEs. This simply means starting early and spreading your revision out over the time available, so that you can revise everything more than once. Revising a topic once is better than not revising it at all, but coming back to that topic a month later (and testing yourself on it) will add real power to your revision. You might feel that you've forgotten what you did a month ago, but relearning information makes it much easier to remember it in the long term. This is especially true when there's a lot to remember over the course of several weeks of exams. So make a revision timetable which cycles you through all your topics at least a couple of times.

## BAD ☹️

Having said all this, most students - and this includes most really hard-working students - stick to bad revision strategies. Now, I'm not saying that the following techniques are useless - any revision is better than none - but you wouldn't catch me wasting my precious time on them. They include rereading material (revision books included), highlighting, and copying notes out. There are some other techniques that are only effective if they're done really well, like creating mind maps or using mnemonics (little memory aids). Stick to the techniques in the 'good' section. You'll get more marks for the same amount of time spent.

## UGLY ☹️

Finally, we get onto the ugly, which I suspect you are already familiar with. Procrastination can take a huge amount of time and achieves... nothing. As does arguing with your parents about why you're not revising, sitting in detention because you've not revised, and putting your hands over your ears and pretending that this is not happening. It is. If you find yourself practising these techniques, ask your favourite teacher for some help. We've all been there (honestly). Sometimes you just need someone to sit with you while you make a revision plan, or set a timer for fifteen minutes of maths. We're here to help, so just ask.

If we know what works, and what doesn't, and what help is available and how to ask for it, why is it that so many students spend so much time on the 'bad' and the 'ugly' techniques and so little on the 'good'? It's because the good techniques take a little more effort. They're just that little bit more difficult, and, as humans, we have a tendency to want to take the easy route. In my research at the moment I keep coming across the idea of desirable difficulty. In short, difficulty is a good thing. We learn so much more when things are difficult - in lessons, in revision, and in life. It can just be a bit hard to get started. So I'm going to leave you with my favourite trick of all: the fifteen minute rule. Here it is: you can do anything for fifteen minutes. Try it and see for yourself. Sit down to revise for fifteen minutes and, more often than not, you'll look up half an hour later and find that you've covered a whole topic. It's magic. After all, I only sat down to work on this for fifteen minutes, and now look at what's happened.



Here it is: **you can do anything for fifteen minutes.** Try it and see for yourself. Sit down to revise for fifteen minutes and, more often than not, you'll look up half an hour later and find that you've covered a whole topic. It's magic. After all, I only sat down to work on this for fifteen minutes, and now look at what's happened.



# LEARN TO STUDY USING... Retrieval Practice

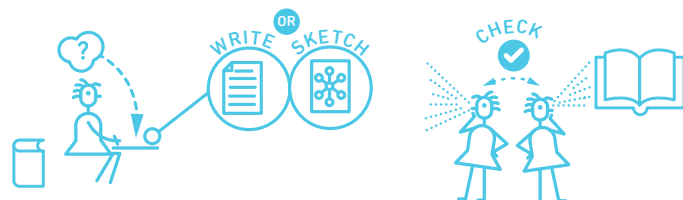
PRACTICE BRINGING INFORMATION TO MIND

LEARNINGSIENTISTS.ORG



## HOW TO DO IT

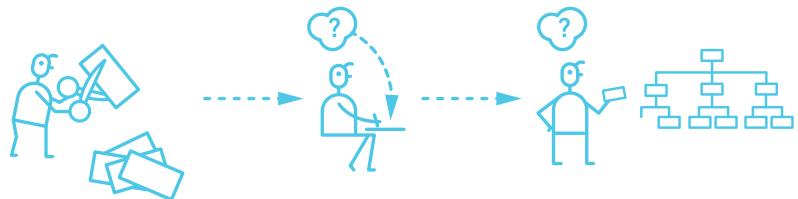
Put away your class materials, and write or sketch everything you know. Be as thorough as possible. Then, check your class materials for accuracy and important points you missed.



Take as many practice tests as you can get your hands on. If you don't have ready-made tests, try making your own and trading with a friend who has done the same.




You can also make flashcards. Just make sure you practice recalling the information on them, and go beyond definitions by thinking of links between ideas.



## HOLD ON!



Retrieval practice works best when you go back to check your class materials for accuracy afterward.



Retrieval is hard! If you're struggling, identify the things you've missed from your class materials, and work your way up to recalling it on your own with the class materials closed.



Don't only recall words and definitions. Make sure to recall main ideas, how things are related or different from one another, and new examples.

## RESEARCH

[Read more about retrieval practice as a study strategy](#)

Roediger, H. L., Putnam, A. L., & Smith, M. A. (2011). Ten benefits of testing and their applications to educational practice. In J. Mestre & B. Ross (Eds.), *Psychology of learning and motivation: Cognition in education*, (pp. 1-36). Oxford: Elsevier.



# LEARN TO STUDY USING...

## Spaced Practice

SPACE OUT YOUR STUDYING OVER TIME

LEARNINGSIENTISTS.ORG




### HOW TO DO IT

Start planning early for exams, and set aside a little bit of time every day. Five hours spread out over two weeks is better than the same five hours all at once.



Review information from each class, but not immediately after class.



After you review information from the most recent class, make sure to go back and study important older information to keep it fresh.



### HOLD ON!



When you sit down to study, make sure you are using effective study strategies rather than just re-reading your class notes.



This may seem difficult and you may forget some information from day to day, but this is actually a good thing! This forces you to retrieve information from memory (see Retrieval Practice poster).



Create small spaces (a few days) and do a little bit over time, so that it adds up!

### RESEARCH

Read more about  
[spaced practice](#)  
as a study strategy

Benjamin, A. S., & Tullis, J. [2010]. What makes distributed practice effective? *Cognitive Psychology*, 61, 228-247.

**Acting Headteacher: Mr P McIntosh**

**Address: King James's School  
King James Road  
Knaresborough  
HG5 8EB**

**Tel: 01423 866061**

**Fax: 01423 861189**

**Email: [admin@king-james.co.uk](mailto:admin@king-james.co.uk)**

**Website: [www.king-james.co.uk](http://www.king-james.co.uk)**