




# Autumn Term: Pre-mock revision schedule (English Language & Literature)

English Language mock = Paper 1, 1h45m  
English Literature mock = Paper 1 (Macbeth & A Christmas Carol), 1h45m

## Support Available

1) CGP/SNAP revision guides 2) revision cards 3) [www.sparknotes.com](http://www.sparknotes.com) 4) [www.yorknotes.com](http://www.yorknotes.com) 5) BBC Bitesize 6) your teacher(s)!

Weekly tasks		Scan me for help!	
6 <sup>th</sup> Oct	<ul style="list-style-type: none"> <li>★ Collect Y10+11 books from class (yellow &amp; purple)</li> <li>★ Find your copy of Macbeth (or buy one) &amp; revision guide</li> <li>★ Skim through help websites (to see what is available)</li> <li>★ Organise your exercise book (tidy, glue, highlight by topic)</li> <li>★ Watch a version of Macbeth (KJS Video player) - or a YouTube summary</li> <li>★ Revise: Language P1Q5 (sentencing, punctuation + structure)</li> </ul>		
		Quotes to memorise (Macbeth) 	Quotes to memorise (ACC) 
13 <sup>th</sup> Oct	<ol style="list-style-type: none"> <li>Revise act 1 Macbeth: summary + mindmaps (Macbeth, Lady Macbeth, Banquo and the Witches.</li> <li>Revise/research Macbeth context: witches, witchcraft and superstitions, Jacobean women, 7 Deadly Sins → make links to act 1</li> <li>Revise: Language P1Q5 (vocabulary + linguistic devices)</li> </ol>	<ul style="list-style-type: none"> <li>■ "Brave Macbeth" (1.2)</li> <li>■ "Stars, hide your fires; Let not light see my black and deep desires." (1.4)</li> <li>■ "Look like the innocent flower, But be the serpent under't." (1.5)</li> </ul>	<ul style="list-style-type: none"> <li>▲ "tight-fisted hand at the grindstone" (1)</li> <li>▲ "Are there no prisons? ... and the Union workhouses?" (1)</li> <li>▲ "I wear the chains I forged in life" (1)</li> </ul>
20 <sup>th</sup> Oct	<ol style="list-style-type: none"> <li>Revise act 2 Macbeth: summary + mindmaps (Macbeth, Lady Macbeth, Banquo)</li> <li>Revise/research Macbeth context: regicide, Gunpowder Plot, Divine Rights of Kings, Heaven &amp; Hell → make links to act 2</li> <li>Revise: Language P1Q1+2</li> </ol>	<ul style="list-style-type: none"> <li>■ "Is this a dagger which I see before me?" (2.1)</li> <li>■ "I heard a voice cry 'Sleep no more! Macbeth does murder sleep.' (2.2)</li> <li>■ "A little water clears us of this deed." (2.2)</li> </ul>	<ul style="list-style-type: none"> <li>▲ "A solitary child, neglected by his friends, is left there still." (")</li> <li>▲ "Another idol has displaced me... a golden one." (2)</li> <li>▲ "Remove me! I cannot bear it!" (2)</li> </ul>
27 <sup>th</sup> Oct	<ol style="list-style-type: none"> <li>Revise act 3 Macbeth: summary + mindmaps (Macbeth, Lady Macbeth, Banquo, the Witches/Hecate)</li> <li>Revise/research Macbeth context: Great Chain of Being, Jacobean society, Hecate → make links to act 3</li> <li>Revise: Language P1Q3</li> </ol>	<ul style="list-style-type: none"> <li>■ "To be thus is nothing, But to be safely thus." (3.1)</li> <li>■ "O, full of scorpions is my mind, dear wife!" (3.2)</li> <li>■ "Are you a man?" (3.4)</li> </ul>	<ul style="list-style-type: none"> <li>▲ "Come in! and know me better, man!" (3)</li> <li>▲ "This boy is Ignorance. This girl is Want. Beware them both." (3)</li> <li>▲ "Will Tiny Tim live?" (3)</li> </ul>
3 <sup>rd</sup> Nov	<ol style="list-style-type: none"> <li>Revise act 4 Macbeth: summary + mindmaps (Macbeth and the Witches)</li> <li>Revise/research Macbeth context: Christian morality, fate &amp; fortune, divination &amp; oracles → make links to act 4</li> <li>Revise: Language P1Q4</li> </ol>	<ul style="list-style-type: none"> <li>■ "By the pricking of my thumbs, Something wicked this way comes." (4.1)</li> <li>■ "beware Macduff ... none of woman born shall harm Macbeth ... Macbeth shall never vanquished." (4.1)</li> <li>■ "black Macbeth" (4.3)</li> </ul>	<ul style="list-style-type: none"> <li>▲ "The Phantom slowly, gravely, silently approached." (4)</li> <li>▲ "Are these the shadows of the things that Will be, or are they shadows of things that May be only?" (4)</li> <li>▲ "I am not the man I was. I will not be the man I must have been." (4)</li> </ul>
10 <sup>th</sup> Nov	<ol style="list-style-type: none"> <li>Revise act 5 Macbeth: summary + mindmaps (Macbeth, Lady Macbeth and Macduff)</li> <li>Revise/research Macbeth context: tragedy genre, downfall of man, divine punishment → make links to act 5</li> <li>Create a flashcard of exam timings (Lang and Lit Paper 1)</li> </ol>	<ul style="list-style-type: none"> <li>■ "Out, damned spot!" (5.1)</li> <li>■ "I have almost forgot the taste of fears." (5.5)</li> <li>■ "this dead butcher and his fiend-like queen" (5.9)</li> </ul>	<ul style="list-style-type: none"> <li>▲ "I am as light as a feather, I am as happy as an angel, I am as merry as a school-boy." (5)</li> <li>▲ "I will honour Christmas in my heart, and try to keep it all the year." (5)</li> <li>▲ "God bless us, every one!" (5)</li> </ul>



**Flashcards:** Write the quote on one side and key terms or a sketch on the other.  
**Sticky Notes:** Post quotes on notes around your home and try to recall them at different times.  
**Gap-fill Quotes:** Write a quote with some words blanked out. Fill them in  
**Repetition:** Write out the quotes repeatedly to reinforce them in your memory.

**Use technology:** Record yourself and play it back or try an app like Quizlet for on the go.  
**Visual cues:** sketches and images help strengthen memory links, i.e. create a Memory Palace  
**Mnemonics:** make a silly mnemonic to remember key words  
**Chunking:** organise your quotes by character or theme to help make associations.

QR codes

<https://www.bbc.co.uk/bitesize/articles/zw8qpbk#znqwgfr>

yorknotes study guides

BBC bitesize Lang + Lit

<https://www.sparknotes.com/>